

1

FORM NO. 10B

[See Rule 17B]

**Audit Report under section 12A (b) of the Income-tax Act, 1961 in the case of
charitable or religious trusts or institutions**

We have examined the balance sheet of **Vignans Foundation For Science Technology And Research, AABTV 1315 Q** [name and PAN of the trust or institution] as at 31st March 2020 and the Profit and loss account for the year ended on that date which are in agreement with the books of account maintained by the said Trust or institution.

We have obtained all the information and explanations which to the best of our knowledge and belief were necessary for the purposes of the audit. In our opinion, proper books of account have been kept by the head office and the branches of the above-named Trust visited by us so far as appears from our examination of the books, and proper Returns adequate for the purposes of audit have been received from branches not visited by us subject to the comments given below: -

In our opinion and to the best of our information, and according to information given to us the said accounts give a true and fair view: -

- (i) in the case of the balance sheet, of the state of affairs of the above named Trust as at 31st March 2020 and
- (ii) in the case of the profit and loss account, of the profit or loss of its accounting year ending on 31st March 2020.

The prescribed particulars are annexed hereto.

Place: **Guntur**
Date: **25-Oct-2020**
UDIN: 20208788AAAAFG1995



For Punnaiah & Co

B. Srinivasa Rao

Partner, M. No. 208788


Firm Reg. No. 0002798S

D. No. 5-87-129, Main Road, Lakshmipuram

VIGNAN'S FOUNDATION FOR SCIENCE, TECHNOLOGY AND RESEARCH
VADLAMUDI
STATEMENT OF AFFAIRS AS AT 31.03.2020

PARTICULARS	Schedule	₹ As at 31.03.2020	₹ As at 31.03.2019
SOURCES OF FUNDS:			
UNRESTRICTED FUNDS			
Corpus Fund	1	50,101,116	50,101,116
General Fund	2	1,033,916,787	805,444,854
Designated/Earmarked Funds		-	-
RESTRICTED FUNDS			
	3	9,926,018	7,468,375
LOANS/BORROWINGS			
Secured Loans	4	88,581,531	259,680,492
Un-Secured Loans		-	-
CURRENT LIABILITIES AND PROVISIONS			
	5	72,822,236	66,969,681
TOTAL		1,255,347,688	1,189,664,517
APPLICATION OF FUNDS:			
FIXED ASSETS			
Tangible Assets	6	781,829,721	774,265,896
Intangible Assets		5,218,194	3,918,516
Capital Work-in-Progress		163,446,369	1,172,840
INVESTMENTS			
Long Term	7	-	-
Short Term		-	72,418,918
CURRENT ASSETS			
	8	220,106,162	263,181,166
LOANS, ADVANCES AND DEPOSITS			
	9	84,747,242	74,707,182
TOTAL		1,255,347,688	1,189,664,517

For Vignan's Foundation For Science,
 Technology and Research


 Managing Trustee



As per our report even date annexed
 for M/s. Punnaiah & Co
 Chartered Accountants


 Partner

Place: Vadlamudi
 Date: 25-10-2020 (CA B. Srinivasa Rao, M. No. 208788)
 UDIN: 20208788AAAAFG1995

VIGNAN'S FOUNDATION FOR SCIENCE, TECHNOLOGY AND RESEARCH

VADLAMUDI

INCOME AND EXPENDITURE STATEMENT FOR THE YEAR ENDED 31.03.2020.

₹

₹

Particulars	Schedule	Current Year				Previous Year	
		Unrestricted Funds			Restricted Funds	Total	
		Corpus Fund	Designated Fund	General Fund			Total
INCOME							
Academic Receipts	10	-	-	1,123,036,430	-	1,123,036,430	1,033,280,143
Grants & Donations	11	-	-	-	-	-	-
Income from Investments	12	-	-	5,551,715	-	5,551,715	1,235,299
Other Incomes	13	-	-	12,505,741	-	12,505,741	15,721,815
TOTAL (A)		-	-	1,141,093,886	-	1,141,093,886	1,050,237,256
EXPENDITURE							
Staff Payments & Benefits	14	-	-	324,415,823	-	324,415,823	332,118,212
Academic Expenses	15	-	-	263,216,164	-	263,216,164	243,187,017
Administrative & General Expenses	16	-	-	183,301,177	-	183,301,177	181,111,142
Transportation Expenses	17	-	-	18,804,059	-	18,804,059	18,797,730
Repairs & Maintenance	18	-	-	14,776,051	-	14,776,051	13,053,307
Finance Costs	19	-	-	10,311,999	-	10,311,999	21,246,438
Depreciation	20	-	-	97,796,679	-	97,796,679	85,851,376
TOTAL (B)		-	-	912,621,952	-	912,621,952	895,365,221
Balance being Excess of Income over Expenditure (A-B)		-	-	228,471,933	-	228,471,933	154,872,035
Transfer to/from Designated Fund							
Building Fund		-	-	-	-	-	-
Corpus Fund		-	-	-	-	-	-
Balance Being Surplus/(Deficit) Carried to General Fund		-	-	228,471,933	-	228,471,933	154,872,035
Notes on Accounts							

For Vignan's Foundation For Science,
Technology and Research


Managing Trustee

Place: Vadlamudi

Date: 25-10-2020

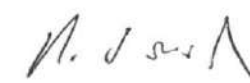
UDIN: 20208788AAAAFG1995



As per our report even date annexed

For M/s Punnaiah & Co

Chartered Accountants



Partner

(CA B. Srinivasa Rao, M. No. 208788)

VIGNAN'S FOUNDATION FOR SCIENCE, TECHNOLOGY AND RESEARCH: VADLAMUDI.
SCHEDULES FORMING PART OF BALANCE SHEET AS AT 31.03.2020

SCHEDULE -1 CORPUS FUND

Particulars	As at 31.03.2020	As at 31.03.2019
Balance as at the beginning of the year	501,01,116	501,01,116
Add: Contributions/yearmarked towards Corpus	-	-
Deduct: Asset written off during the year created out of Corpus	-	-
BALANCE AT THE YEAR-END	501,01,116	501,01,116

SCHEDULE -2 GENERAL FUND

Particulars	As at 31.03.2020	As at 31.03.2019
Balance as at the beginning of the year	8054,44,854	6505,72,819
Add: Contributions towards General Fund	-	-
Add: Balance of Net Surplus/(Deficit) transferred from the Income and Expenditure Account	2284,71,933	1548,72,035
BALANCE AT THE YEAR-END	10339,16,787	8054,44,854



VIGNAN'S FOUNDATION FOR SCIENCE, TECHNOLOGY AND RESEARCH: VADLAMUDI.
SCHEDULES FORMING PART OF BALANCE SHEET AS AT 31.03.2020

SCHEDULE 3 - RESTRICTED FUNDS

Particulars	FUND WISE BREAK UP				TOTAL	
	FUND AA	FUND BB	FUND CC	FUND DD	As at 31.03.2020	As at 31.03.2019
a) Opening balance of the funds	74,68,375	-	-	-	74,68,375	29,79,868
b) Additions to the Funds:						
i. Grants from Government Agencies (Net)	114,17,899	-	-	-	114,17,899	126,26,417
ii. Income from Investments made on account of Funds	-	-	-	-	-	-
iii. Accrued interest on Investments on account of Funds	2,35,476	-	-	-	2,35,476	1,77,939
iv. Other additions (Transfer of unrealised DST project funds)	-	-	-	-	-	19,000
TOTAL (a+b)	191,21,750	-	-	-	191,21,750	158,03,224
c) Utilisation/Expenditure towards objectives of funds						
i. Capital Expenditure						
Equipment	12,25,267	-	-	-	12,25,267	12,16,807
Others	-	-	-	-	-	-
Total	12,25,267	-	-	-	12,25,267	12,16,807
ii. Revenue Expenditure						
Salaries, Wages and Allowances, etc.,	25,75,922	-	-	-	25,75,922	26,10,027
Rent	-	-	-	-	-	-
Other Administrative Expenses	53,94,543	-	-	-	53,94,543	45,08,015
Total	79,70,465	-	-	-	79,70,465	71,18,042
TOTAL (c)	91,95,732	-	-	-	91,95,732	83,34,849
NET BALANCE AS AT THE YEAR-END (a+b-c)	99,26,018	-	-	-	99,26,018	74,68,375



VIGNAN'S FOUNDATION FOR SCIENCE, TECHNOLOGY AND RESEARCH: VADLAMUDI.
SCHEDULES FORMING PART OF BALANCE SHEET AS AT 31.03.2020

SCHEDULE 4 - LOANS/BORROWINGS
SECURED LOANS

Particulars	As at 31.03.2020	As at 31.03.2019
1. Central Government		-
2. State Government (Specify)	-	-
3. Financial Institutions	-	-
a) Term Loans		
b) Interest accrued and due	-	-
4. Banks:	-	-
a) Term Loans		
UCO Bank Car Loan - 21890610018019	-	-
UCO Bank Car Loan - 21890610019986	73,840	1,64,689
HDFC Bank Car Loan - 27091598	-	89,650
PNB Term Loan, Gnt TL A/c No.019500IF00000028	-	-
-Interest accrued and due	877,99,112	1773,59,501
b) Other Loans	7,08,579	17,12,278
PNB Gnt OD A/c No.0195009300026829		
Dhanlaxmi Bank OD A/c No.309	-	799,99,850
-Interest accrued and due	-	-
5. Other Institutions and Agencies	-	3,54,524
6. Debentures and Bonds	-	-
7. Others (Specify)	-	-
	-	-
Total	885,81,531	2596,80,492
Note: Amounts due within one year	878,84,100	1301,79,818

UNSECURED LOANS

Particulars	As at 31.03.2020	As at 31.03.2019
1. Central Government		-
2. State Government (Specify)	-	-
3. Financial Institutions	-	-
4. Banks:	-	-
a) Term Loans		
b) Other Loans (specify)	-	-
5. Other Institutions and Agencies	-	-
6. Debentures and Bonds	-	-
7. Fixed Deposits	-	-
	-	-
Total	-	-
Note: Amounts due within one year	-	-



VIGNAN'S FOUNDATION FOR SCIENCE, TECHNOLOGY AND RESEARCH: VADLAMUDI.
SCHEDULES FORMING PART OF BALANCE SHEET AS AT 31.03.2020

SCHEDULE 5 - CURRENT LIABILITIES & PROVISIONS

Particulars	As at 31.03.2020	As at 31.03.2019
A. CURRENT LIABILITIES		
1. Deposits from Staff		
2. Deposits from Students	13,09,482	11,82,678
3. Sundry Creditors	-	-
a) For Goods & Services	-	-
b) others	449,42,814	347,20,168
c) Receipts from other units	-	-
3. Advance Fee Collections	-	-
4. Interest accrued but not due on:	15,85,428	16,78,362
a) Secured Loans/Borrowings	-	-
b) Un-Secured Loans/Borrowings	-	-
5. Statutory Liabilities (GPF,TDS,WC TAX,CPF,GIS,NPS):		
a) Overdue	-	-
b) TDS Payable	-	-
c) Professional Tax Due	28,19,931	61,38,008
d) Provident Fund Payable	1,06,200	97,850
e) ESI Contribution Payable	7,02,072	5,94,471
6. Other Current Liabilities	16,095	29,753
a) Salaries	-	-
b) Receipts against Sponsored Projects	-	-
c) Receipts against Sponsored Fellowships & Scholarships	-	-
d) Unutilised Grants	-	-
e) Grants in Advance	-	-
f) Miscellaneous Funds	-	-
g) Other Liabilities	55,93,913	35,16,625
h) Scholarships	125,50,541	159,52,414
	30,08,875	28,76,875
TOTAL (A)	726,35,351	667,87,204
B. PROVISIONS		
1. For Taxation		
2. Gratuity	-	-
3. Superannuation/Pension	-	-
4. Accumulated Leave Encashment	-	-
5. LIC Premium Payable	-	-
6. Trade Warranties/Claims	1,86,885	1,82,477
7. Others (Specify)	-	-
	-	-
TOTAL (B)	1,86,885	1,82,477
TOTAL (A+B)	728,22,236	669,69,681



VIGNAN'S FOUNDATION FOR SCIENCE, TECHNOLOGY AND RESEARCH: VADLAMUDI.
SCHEDULES FORMING PART OF BALANCE SHEET AS AT 31.03.2020

SCHEDULE 6 - FIXED ASSETS

Particulars	Depreciation Rate	GROSS BLOCK				DEPRECIATION					NET BLOCK	
		Cost/valuation As at beginning of the Year	Additions during the Year	Deductions during the Year	Cost/valuation at the Year-end	As at the beginning of the Year	On Openings During the Year	On Additions During the Year	On Deductions during the Year	Total up to the Year-end	As at the Current Year-end	As at the Previous Year-end
I. Land:												
a) Freehold	0	59,226,318	11,969,053	0	71,195,371	0	0	0	0	0	71,195,371	59,226,318
b) Leasehold		0	0	0	0	0	0	0	0	0	0	0
II. Buildings:			0				0					
a) On Freehold Land		0	0	0	0	0	0	0	0	0	0	0
b) On Leasehold Land	10	727,232,562	9,691,393	0	736,923,955	233,252,700	49,397,986	543,212	0	283,193,898	453,730,056	493,979,861
c) Ownership Flats/Premises		0	0	0	0	0	0	0	0	0	0	0
d) Superstructures on Land not belonging to Educational Institutions		0	0	0	0	0	0	0	0	0	0	0
III. Plants, machinery & equipment	15	55,617,879	2,940,337	0	58,558,216	25,455,605	4,524,341	260,642	0	30,240,588	28,317,627	30,162,274
IV. Furniture & fixtures	10	69,239,390	28,103,403	0	97,342,793	25,177,192	4,406,220	1,851,019	0	31,434,431	65,908,362	44,062,198
V. Office Equipment	15	2,743,340	248,879	0	2,992,219	1,421,798	198,231	34,692	0	1,654,721	1,337,498	1,321,542
VI. Computer/peripherals	40	48,482,760	13,768,869	0	62,251,629	38,381,250	4,040,604	3,270,018	0	45,691,872	16,559,757	10,101,510
VII. Electric Installations	15	23,139,792	4,018,050	0	27,157,842	9,870,781	1,990,352	446,472	0	12,307,604	14,850,238	13,269,011
VIII. Library books	40	20,074,315	3,894,266	0	23,968,581	16,239,375	1,533,976	1,131,769	0	18,905,120	5,063,461	3,834,940
IX. Tube wells & water supply		0	0	0	0	0	0	0	0	0	0	0
XI. Lab Equipment	15	75,785,493	16,244,988	0	92,030,481	26,729,256	7,358,436	1,684,137	0	35,771,828	56,258,653	49,056,237
XII. Sports Equipment	15	2,100,324	855,723	0	2,956,047	1,023,813	161,477	64,179	0	1,249,468	1,706,579	1,076,511
XIV. Vehicles	15	35,004,253	212,000	0	35,216,253	8,295,591	4,006,299	31,800	0	12,333,690	22,882,563	26,708,662
XVII. University equipment	15	17,297,558	1,635,347	0	18,932,905	6,861,794	1,565,365	142,384	0	8,569,543	10,363,362	10,435,764
XVIII. Research & Development Equipment												
a) Computer Equipment	40	7,130,084	6,552,899	0	13,682,983	6,775,700	141,753	1,360,068	0	8,277,522	5,405,461	354,384
b) Computer Software	40	3,362,030	0	0	3,362,030	2,915,155	178,750	0	0	3,093,905	268,125	446,875
c) Lab Equipment	15	39,045,158	1,732,031	0	40,777,189	15,425,449	3,542,956	259,805	0	19,228,210	21,548,979	23,619,709
d) Library Books	40	1,196,022	0	0	1,196,022	1,180,275	6,299	0	0	1,186,574	9,448	15,747
e) Solar Vehicle	15	92,702	0	0	92,702	46,323	6,957	0	0	53,280	39,422	46,379
f) Vignn Viranchi Electric vehicle	15	115,130	0	0	115,130	59,539	8,339	0	0	67,877	47,253	55,591
g) Green House Project	10	353,266	0	0	353,266	81,428	27,184	0	0	244,655	271,838	
h) Animal House Project	15	1,593,230	130,898	0	1,724,128	222,142	205,663	17,274	0	445,079	1,279,049	1,371,088
i) Bio-Gas Project	15	68,685	0	0	68,685	17,836	7,627	0	0	25,464	43,221	50,849
j) Herbal Gardens	15	531,228	95,206	0	626,434	116,262	62,245	7,140	0	185,647	440,787	414,966
k) Lab Equipment	15	747,530	0	0	747,530	138,231	91,395	0	0	229,626	517,904	609,299
l) Bio Gas Plant	15	4,142,948	653,812	0	4,796,760	566,659	536,443	50,112	0	1,153,214	3,643,546	3,576,289
m) Student Project	15	272,985	0	0	272,985	74,932	29,708	0	0	104,640	168,345	198,053
XIV Computer Software	40	9,590,352	3,913,029	0	13,503,381	5,671,836	1,567,406	1,045,944	0	8,285,187	5,218,194	3,918,516
A. Total of CURRENT YEAR		1,204,185,334	106,660,183	0	1,310,845,517	426,000,922	85,596,012	12,200,667	0	523,797,601	787,047,916	778,184,412
PREVIOUS YEAR		1,172,840	1,172,840	0	1,172,840	0	0	0	0	0	1,172,840	857,830
XII. Capital Work-in-Progress		0	171,964,921	0	171,964,921	0	0	0	0	0	171,964,921	169,315,010
TRANSFER TO ASSETS		0	9,691,393	0	9,691,393	0	0	0	0	0	9,691,393	169,000,000
B. NET WORK-IN-PROGRESS		1,172,840	163,446,368	0	163,446,368	0	0	0	0	0	163,446,369	1,172,840
TOTAL (A+B)		1,205,358,174	270,106,551	0	1,474,291,885	426,000,922	85,596,012	12,200,667	0	523,797,601	950,494,284	779,357,252

VIGNAN'S FOUNDATION FOR SCIENCE, TECHNOLOGY AND RESEARCH
VADLAMUDI

SCHEDULE 7 - INVESTMENTS

Particulars	As at 31.03.2020	As at 31.03.2019
Long Term Investments		
a) Others (specify)		
Total	-	-
Short Term Investments		
a) SBI OVERNIGHT REG FUND	-	-
b) SBI EQUITY HYBRID FUND	-	-
c) RELIANCE MONEY MANAGER FUND	-	-
e) RELIANCE BALANCED ADVANTAGE FUND	-	106,51,129
f) SBI BLUE CHIP FUND - REG PLAN - GROWTH	-	200,00,000
g) SBI MAGNAM MULTI CAP FUND - REG PLAN - GROWTH	-	94,29,000
h) SBI SAVINGS FUND REG PLAN - GROWTH	-	200,00,000
Total	-	123,38,789
	-	724,18,918



VIGNAN'S FOUNDATION FOR SCIENCE, TECHNOLOGY AND RESEARCH
VADLAMUDI

SCHEDULE 8 - CURRENT ASSETS

Particulars	As at 31.03.2020	As at 31.03.2019
1. Stock:		
a) Stores and Spares		
b) Loose Tools	-	-
c) Publications	-	-
d) Unifroms	-	-
2. Sundry Debtors (Fee Receivables):		
a) Outstanding for a period exceeding six months	-	-
b) Others	-	-
3. Cash Balances in hand (including cheques/ drafts and imprest)	31,129	43,545
4. Bank Balances (to be further classified as pertaining to earmarked fund or otherwise)		
a) With Scheduled Banks:		
In Current Accounts	495,54,042	285,05,885
In Term Deposit Accounts	1435,57,940	2135,21,284
In Savings Accounts	269,63,051	211,10,452
b) With Non-Scheduled Banks:		
In Current Accounts	-	-
In term deposit Accounts	-	-
In Savings Accounts	-	-
5. Post Office- Savings Accounts	-	-
TOTAL	2201,06,162	2631,81,166



VIGNAN'S FOUNDATION FOR SCIENCE, TECHNOLOGY AND RESEARCH
VADLAMUDI

SCHEDULE 9 - LOANS, ADVANCES & DEPOSITS

Particulars	As at 31.03.2020	As at 31.03.2019
1. Advances to Employees:		
(Non-interest bearing)		
a) Salary	78,500	5,22,831
b) Festival	-	-
c) LTC	-	-
d) Medical Advance	-	-
e) Other (Advances for Expenditure)	4,95,926	6,38,063
2. Long Term Advances to Employees:		
(Interest bearing)		
a) Vehicle loan	-	-
b) Home loan	-	-
c) Others (to be specified)	-	-
3. Advances and other amounts recoverable in cash or in kind or for value to be received:		
a) On Capital Account	274,36,354	251,61,619
b) to suppliers	25,05,231	154,21,921
c) Service providers	1,41,263	8,08,948
4. Prepaid Expenses		
a) Insurance	14,29,480	6,82,598
b) Internet	2,49,041	6,99,041
c) Others	68,39,548	61,73,872
5. Deposits		
a) Telephone	51,239	51,239
b) Lease Rent	2,21,000	3,31,000
c) Electricity	20,69,110	20,26,750
d) MCI, if applicable	-	-
e) Security deposit	750	750
f) Gas deposit	6,800	6,800
g) AP Food Processing Society	50,000	50,000
h) Earnest Money (AP Food Technology Lab)	5,00,000	-
6. Income Accrued		
a) On Inv. Earmarked/Endowment Funds	-	-
b) On Investments-Others	-	-
c) On Loans and Advances	-	-
d) Fee receivable	391,86,197	177,86,196
7. Other receivable		
a) Debit balances in Sponsored Projects	-	-
b) Debit balances in Fellowship & Scholarship	-	-
c) Grants Recoverable	-	-
d) TDS Receivables	31,26,477	39,85,228
e) TCS Receivables	3,60,326	3,60,326
f) Others	-	-
8. Claims Receivable	-	-
TOTAL	847,47,242	747,07,182



VIGNAN'S FOUNDATION FOR SCIENCE, TECHNOLOGY AND RESEARCH
VADLAMUDI

SCHEDULE 10 - ACADEMIC RECEIPTS

Particulars	As at 31.03.2020	As at 31.03.2019
FEE FROM STUDENTS		
Academic		
1. Tuition Fee	9597,39,868	8685,76,439
2. Admission Fee	397,55,000	376,03,710
3. Campus Recruitment Training Fee	-	-
Total (A)	9994,94,868	9061,80,149
Examinations		
1. Admission-test Fee	64,96,556	98,07,289
2. Annual Examination Fee	353,47,176	349,33,304
3. Mark Sheet, Certificate Fee	44,64,000	25,85,500
Total (B)	463,07,732	473,26,093
Other fees		
1. Identity Card Fee	1,45,375	1,48,927
2. Fine/Miscellaneous Fee	55,07,105	80,09,657
3. Medical Fee	-	-
4. Transportation Fee	383,05,500	419,84,197
5. Other Receipts		
i) Non Govt Research Grants	89,25,300	67,23,300
ii) Consultancy Receipts	130,65,550	116,42,820
iii) Receipts from non govt bodies for infrastructure	75,00,000	90,00,000
iv) Receipts from Alumni Contribution	37,85,000	22,65,000
Total (C)	772,33,830	797,73,901
Sale of Publications		
1. Sale of Syllabus and Question Paper, etc.	-	-
2. Sale of Prospectus including Admission Forms	-	-
Total (D)	-	-
GRAND TOTAL (A+B+C+D)	11230,36,430	10332,80,143



VIGNAN'S FOUNDATION FOR SCIENCE, TECHNOLOGY AND RESEARCH
VADLAMUDI

SCHEDULE 11 - GRANTS & DONATIONS (Irrevocable Grants & Subsidies Received)

Particulars	As at 31.03.2020	As at 31.03.2019
1) Central Government	-	-
2) State Government(s)	-	-
3) Government Agencies	-	-
4) Institutions/Welfare Bodies	-	-
5) International Organisations	-	-
6) Others (Specify)	-	-
TOTAL	-	-

SCHEDULE 12 - INCOME FROM INVESTMENTS

Particulars	As at 31.03.2020	As at 31.03.2019
1) Capital Gain on MF Investments	55,51,715	12,35,299
2) Others (specify)	-	-
TOTAL	55,51,715	12,35,299

SCHEDULE 13 - OTHER INCOME

Particulars	As at 31.03.2020	As at 31.03.2019
A. Income from Land & Building		
1. Hostel Room Rent	-	-
2. License Fee	-	-
3. Hire Charges of Auditorium/Play Ground/ Convention Centre, etc.,	-	-
4. Electricity & Water Charges	-	-
Total	-	-
B. Sale of Institute's publications	-	-
C. Income from holding events		
1. Gross Receipts from Annual Function/Sports Carnival	-	-
Less: Direct Exp. on the Annual Function/Sports Carnival	-	-
2. Gross Receipts from Fetes	-	-
Less: Direct Expenditure incurred on the Fetes	-	-
3. Gross Receipts for Educational Tours	-	-
Less: Direct Expenditure incurred on the Tours	-	-
4. Others (to be specified and separately disclosed)	-	-
Total	-	-
D. Interest on Term Deposits:		
a) With Scheduled Banks (FDRs)	97,54,098	112,66,862
b) With Non-Scheduled Banks	-	-
c) With Institutions	-	-
d) Others	-	-
Total	97,54,098	112,66,862
E. Interest on Savings Accounts:		



Particulars	As at 31.03.2020	As at 31.03.2019
a) With Scheduled Banks	27,51,643	44,54,952
b) With Non-Scheduled Banks	-	-
c) With Institutions	-	-
d) Others	-	-
Total	27,51,643	44,54,952
F. Interest On Loans:		
a) Employees/Staff	-	-
b) Others	-	-
Total	-	-
G. Interest on Debtors and Other Receivables	-	-
H. Others		
1. RTI Fee	-	-
2. Income from Royalty	-	-
3. Sale of Application Forms (Recruitment)	-	-
4. Application Fee	-	-
5. Profit on Sale/Disposal of Assets:	-	-
a) Owned Assets	-	-
b) Assets acquired out of Grants/received Free of Cost	-	-
6. Others	-	-
7. Prior Period Adjustments	-	-
Total	-	-
GRAND TOTAL (A+B+C+D+E+F+G+H)	125,05,741	157,21,815



**VIGNAN'S FOUNDATION FOR SCIENCE, TECHNOLOGY AND RESEARCH
VADLAMUDI**

SCHEDULE 14 - STAFF PAYMENTS & BENEFITS

Particulars	As at 31.03.2020	As at 31.03.2019
a) Salaries and Wages		
Teaching Staff	223,236,349	221,979,575
Non-Teaching Staff	73,879,823	61,523,749
b) Incentives	3,399,596	29,678,403
c) Contribution to Provident Fund	8,529,303	7,467,023
d) Staff Welfare Expenses	10,457,439	3,731,426
e) Faculty Development	3,703,337	6,139,662
f) Staff Recruitment expenses	386,730	607,476
g) Contribution to ESI	823,246	990,898
TOTAL	324,415,823	332,118,212

SCHEDULE 15- ACADEMIC EXPENSES

Particulars	As at 31.03.2020	As at 31.03.2019
a) Laboratory Expenses	3,840,039	1,585,479
b) Field Work/Participation	667,064	824,825
c) Seminar/Workshop	4,757,464	2,209,221
d) Payment to Visiting Faculty	4,851,719	4,629,234
e) Seed Money	22,360,000	21,660,000
f) Examination Expenses	16,341,085	14,851,872
g) Student Welfare Expenses	5,903,792	4,417,293
h) Admission Expenses	22,610,240	26,487,658
i) Convocation Expenses	5,014,876	4,163,352
j) Publications	200,852	32,450
k) Stipend/Means-cum-Merit Scholarship	1,440,750	1,628,000
l) Academic Scholarships	164,330,750	149,945,150
m) Training & Placement Expenses	10,897,534	10,752,483
TOTAL	263,216,164	243,187,017



VIGNAN'S FOUNDATION FOR SCIENCE, TECHNOLOGY AND RESEARCH
VADLAMUDI

SCHEDULE 16 - ADMINISTRATIVE AND GENERAL EXPENSES

Particulars	As at 31.03.2020	As at 31.03.2019
a) Electricity and Power	21,871,084	20,193,203
b) Rates, Taxes and Licences	5,203,087	3,608,805
c) Postage & Telegram	1,164,405	987,275
d) Telephone and Internet Charges	1,104,343	1,100,264
e) Printing and Stationary	3,818,452	3,157,604
f) Traveling and Conveyance Expenses	3,145,528	4,198,285
g) Expenses on Seminar/Workshops	190,223	1,059,296
h) Rent	1,963,764	2,568,129
i) Auditors Remuneration	566,400	566,400
j) Advertisement and Publicity	37,039,208	42,335,681
k) Magazines & Journals	612,757	671,204
l) Miscellaneous Expenses	300,552	215,319
m) Functions & Celebrations	12,593,889	11,394,484
n) Research & Development	78,269,142	73,289,130
o) Expenditure on e- Journals	7,564,930	6,711,821
p) Security Charges	4,943,325	4,684,014
q) Meeting Expenses	1,633,967	1,610,247
r) Social Commitment Expenses	1,316,121	2,759,981
s) Legal charges	-	-
t) Prior period adjustments		-
TOTAL	183,301,177	181,111,142

SCHEDULE 17 - TRANSPORTATION EXPENSES

Particulars	As at 31.03.2020	As at 31.03.2019
1. Vehicles (Owned by Educational Institution)		
a) Running Expenses	12,774,465	12,496,712
b) Repairs & Maintenance	2,338,552	3,529,754
c) Insurance Expenses	2,384,725	1,693,678
2. Vehicles (Not-owned by Educational Institution)		
a) Running, Repairs & Maintenance Expenses	1,306,317	1,077,586
TOTAL	18,804,059	18,797,730



VIGNAN'S FOUNDATION FOR SCIENCE, TECHNOLOGY AND RESEARCH
VADLAMUDI

SCHEDULE 18 - REPAIRS & MAINTENANCE

Particulars	As at 31.03.2020	As at 31.03.2019
a) Building	22,05,674	25,60,011
b) Fixtures	4,20,200	2,14,489
c) Plant & Machinery	14,11,944	9,93,790
d) Office/Sports/ Equipments	11,17,141	17,16,122
e) Computer Maintenance (including Softwares)	12,84,698	9,44,678
f) University Maintenance	46,27,898	43,88,966
g) Electrical Maintenance	10,56,574	20,51,851
i) Green Initiative Expenses	26,51,922	1,83,400
TOTAL	147,76,051	130,53,307

SCHEDULE 19 - FINANCE COSTS

Particulars	As at 31.03.2020	As at 31.03.2019
a) Interest on Car loan	15,212	76,336
b) Interest on SOD Loan	9,35,781	7,72,380
c) Interest on term loan	87,37,541	200,42,338
d) Interest on Deposit Loans	-	-
e) Bank charges	6,23,465	3,55,383
TOTAL	103,11,999	212,46,438

SCHEDULE 20 - DEPRECIATION

Particulars	As at 31.03.2020	As at 31.03.2019
Depreciation	977,96,679	858,51,376
TOTAL	977,96,679	858,51,376



Audit report under section 12A(b) of the Income-tax Act, 1961, in the case of charitable or religious trusts or institutions

We have examined the balance sheet of Vignans Foundation For Science Technology And Research . AABTY1315Q [name and PAN of the trust or institution] as at 31/03/2019 and the Profit and loss account for the year ended on that date which are in agreement with the books of account maintained by the said trust or institution.

We have obtained all the information and explanations which to the best of our knowledge and belief were necessary for the purposes of the audit. In our opinion, proper books of account have been kept by the head office and the branches of the abovenamed trust visited by us so far as appears from our examination of the books, and proper Returns adequate for the purposes of audit have been received from branches not visited by us, subject to the comments given below:

In our opinion and to the best of our information, and according to information given to us, the said accounts give a true and fair view-

(i) in the case of the balance sheet, of the state of affairs of the above named trust as at 31/03/2019 and

(ii) in the case of the profit and loss account, of the profit or loss of its accounting year ending on 31/03/2019

The prescribed particulars are annexed hereto.

Place Guntur
Date 19/10/2019

Name B. Srinivasa Rao
Membership Number 208788
FRN (Firm Registration Number) 0002798S
Address D. No. 5-87-129, Main Road, Lakshmipuram, Guntur
UDIN: 19208788A A A A F X 6689

M. S. S. - 1

ANNEXURE

Statement of particulars

I. APPLICATION OF INCOME FOR CHARITABLE OR RELIGIOUS PURPOSES



1.	Amount of income of the previous year applied to charitable or religious purposes in India during that year (₹)		1050237256
2.	Whether the trust has exercised the option under clause (2) of the Explanation to section 11(1) ? If so, the details of the amount of income deemed to have been applied to charitable or religious purposes in India during the previous year (₹)	No	
3.	Amount of income accumulated or set apart for application to charitable or religious purposes, to the extent it does not exceed 15 per cent of the income derived from property held under trust wholly for such purposes. (₹)	No	
4.	Amount of income eligible for exemption under section 11(1)(c) (Give details)	No	
5.	Amount of income, in addition to the amount referred to in item 3 above, accumulated or set apart for specified purposes under section 11(2) (₹)		0
6.	Whether the amount of income mentioned in item 5 above has been invested or deposited in the manner laid down in section 11(2)(b) ? If so, the details thereof.	No	
7.	Whether any part of the income in respect of which an option was exercised under clause (2) of the Explanation to section 11(1) in any earlier year is deemed to be income of the previous year under section 11(1B) ? If so, the details thereof (₹)	No	
8.	Whether, during the previous year, any part of income accumulated or set apart for specified purposes under section 11(2) in any earlier year-		
(a)	has been applied for purposes other than charitable or religious purposes or has ceased to be accumulated or set apart for application thereto, or	No	
(b)	has ceased to remain invested in any security referred to in section 11(2)(b)(i) or deposited in any account referred to in section 11(2)(b)(ii) or section 11(2)(b)(iii), or	No	
(c)	has not been utilised for purposes for which it was accumulated or set apart during the period for which	No	

it was to be accumulated or set apart, or in the year immediately following the expiry thereof? If so, the details thereof

II. APPLICATION OR USE OF INCOME OR PROPERTY FOR THE BENEFIT OF PERSONS REFERRED TO IN SECTION 13(3)

1.	Whether any part of the income or property of the trust was lent, or continues to be lent, in the previous year to any person referred to in section 13(3) (hereinafter referred to in this Annexure as such person)? If so, give details of the amount, rate of interest charged and the nature of security, if any.	No
2.	Whether any part of the income or property of the trust was made, or continued to be made, available for the use of any such person during the previous year? If so, give details of the property and the amount of rent or compensation charged, if any.	No
3.	Whether any payment was made to any such person during the previous year by way of salary, allowance or otherwise? If so, give details	No
4.	Whether the services of the trust were made available to any such person during the previous year? If so, give details thereof together with remuneration or compensation received, if any	No
5.	Whether any share, security or other property was purchased by or on behalf of the trust during the previous year from any such person? If so, give details thereof together with the consideration paid	No
6.	Whether any share, security or other property was sold by or on behalf of the trust during the previous year to any such person? If so, give details thereof together with the consideration received	No
7.	Whether any income or property of the trust was diverted during the previous year in favour of any such person? If so, give details thereof together with the amount of income or value of property so diverted	No
8.	Whether the income or property of the trust was used or applied during the previous year for the benefit of any such person in any other manner? If so, give details	No

III. INVESTMENTS HELD AT ANY TIME DURING THE PREVIOUS YEAR(S) IN CONCERNS IN WHICH PERSONS REFERRED TO IN SECTION 13(3) HAVE A SUBSTANTIAL INTEREST

S. No	Name and address of the concern	Where the concern is a company, number and class of shares held	Nominal value of the investment(₹)	Income from the investment(₹)	Whether the amount in col. 4 exceeded 5 per cent of the capital of the concern during the previous year-say Yes/No
Total					

Place Guntur
Date 19/10/2019

Name
Membership Number
FRN (Firm Registration Number)
Address

Med Red
B. Srinivasa Rao
208788
0002798S
D. No. 5-87-129, Main Road, Lakshmiipuram, Guntur

UDIN: 19208788AAAAFX6689




Form Filing Details	
Revision/Original	Original

VIGNAN'S FOUNDATION FOR SCIENCE, TECHNOLOGY AND RESEARCH
VADLAMUDI
BALANCE SHEET AS AT 31.03.2019

PARTICULARS	Schedule	₹ As at 31.03.2019	₹ As at 31.03.2018
SOURCES OF FUNDS:			
UNRESTRICTED FUNDS			
Corpus Fund	1	5,01,01,116	5,01,01,116
General Fund	2	80,54,44,854	65,05,72,819
Designated/Earmarked Funds		-	-
RESTRICTED FUNDS			
	3	74,68,375	29,79,868
LOANS/BORROWINGS			
Secured Loans	4	25,96,80,492	31,75,62,203
Un-Secured Loans		-	-
CURRENT LIABILITIES AND PROVISIONS			
	5	6,69,69,681	4,92,97,100
TOTAL		1,18,96,64,517	1,07,05,13,105
APPLICATION OF FUNDS:			
FIXED ASSETS			
Tangible Assets	6	77,42,65,896	60,69,27,414
Intangible Assets		39,18,516	28,11,136
Capital Work-in-Progress		11,72,840	8,57,830
INVESTMENTS			
Long Term	7	-	-
Short Term		7,24,18,918	9,61,83,619
CURRENT ASSETS			
	8	26,31,81,166	29,95,68,704
LOANS, ADVANCES AND DEPOSITS			
	9	7,47,07,182	6,41,64,402
TOTAL		1,18,96,64,517	1,07,05,13,105

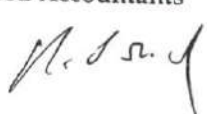
for Vignan's Foundation For Science,
Technology and Research


Managing Trustee

Place: Vadlamudi

Date: 19.10.2019

As per our report even date annexed
for M/s Punnaiah & Co
Chartered Accountants


Partner

(B. SRINIVASA RAO)
M. No. 208788, PARTNER
Firm Regn. No. 002798S




UDIN: 19208788AAAAFX6689

VIGNAN'S FOUNDATION FOR SCIENCE, TECHNOLOGY AND RESEARCH
VADLAMUDI
INCOME AND EXPENDITURE ACCOUNT FOR THE YEAR ENDED 31.03.2019

Particulars	Schedule	Current Year					₹	₹
		Unrestricted Funds			Restricted Funds	Total	Total	Total
		Corpus Fund	Designated Fund	General Fund				
INCOME								
Academic Receipts	10	-	-	1,03,32,80,143	-	1,03,32,80,143	76,32,35,277	
Grants & Donations	11	-	-	-	-	-	-	
Income from Investments	12	-	-	12,35,299	-	12,35,299	11,83,619	
Other Incomes	13	-	-	1,57,21,815	-	1,57,21,815	1,74,13,478	
TOTAL (A)		-	-	1,05,02,37,256	-	1,05,02,37,256	78,18,32,375	
EXPENDITURE								
Staff Payments & Benefits	14	-	-	33,21,18,212	-	33,21,18,212	25,85,52,503	
Academic Expenses	15	-	-	24,31,87,017	-	24,31,87,017	7,99,65,593	
Administrative & General Expenses	16	-	-	18,11,11,142	-	18,11,11,142	16,24,36,696	
Transportation Expenses	17	-	-	1,87,97,730	-	1,87,97,730	22,93,821	
Repairs & Maintenance	18	-	-	1,30,53,307	-	1,30,53,307	1,41,11,654	
Finance Costs	19	-	-	2,12,46,438	-	2,12,46,438	2,68,25,642	
Depreciation	20	-	-	8,58,51,376	-	8,58,51,376	7,26,42,921	
TOTAL (B)		-	-	89,53,65,221	-	89,53,65,221	61,68,28,831	
Balance being Excess of Income over Expenditure (A-B)		-	-	15,48,72,035	-	15,48,72,035	16,50,03,544	
Transfer to/from Designated Fund		-	-	-	-	-	-	
Building Fund		-	-	-	-	-	-	
Corpus Fund		-	-	-	-	-	-	
Balance Being Surplus/(Deficit) Carried to General Fund		-	-	15,48,72,035	-	15,48,72,035	16,50,03,544	
Notes on Accounts	-							

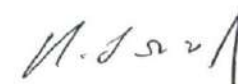
for Vignan's Foundation For Science,
Technology and Research


Managing Trustee

Place: Vadlamudi
Date: 19.10.2019



As per our report even date annexed
for M/s Punnaiah & Co
Chartered Accountants


Partner
(B. SRINIVASA RAO)
M. No. 208788, PARTNER
Firm Regn. No. 002798S

UDIN: 19208788AAAAFX6689

VIGNAN'S FOUNDATION FOR SCIENCE, TECHNOLOGY AND RESEARCH: VADLAMUDI.
SCHEDULES FORMING PART OF BALANCE SHEET AS AT 31.03.2019

SCHEDULE -1 CORPUS FUND

Particulars	As at 31.03.2019	As at 31.03.2018
Balance as at the beginning of the year	501,01,116	501,01,116
Add: Contributions/yearmarked towards Corpus	-	-
Deduct: Asset written off during the year created out of Corpus	-	-
BALANCE AT THE YEAR-END	501,01,116	501,01,116

SCHEDULE -2 GENERAL FUND

Particulars	As at 31.03.2019	As at 31.03.2018
Balance as at the beginning of the year	6505,72,819	4855,69,275
Add: Contributions towards General Fund	-	-
Add: Balance of Net Surplus/(Deficit) transferred from the Income and Expenditure Account	1548,72,035	1650,03,544
BALANCE AT THE YEAR-END	8054,44,854	6505,72,819



VIGNAN'S FOUNDATION FOR SCIENCE, TECHNOLOGY AND RESEARCH: VADLAMUDI.
SCHEDULES FORMING PART OF BALANCE SHEET AS AT 31.03.2019

SCHEDULE 3 - RESTRICTED FUNDS

Particulars	FUND WISE BREAK UP				TOTAL	
	FUND AA	FUND BB	FUND CC	FUND DD	As at 31.03.2019	As at 31.03.2018
a) Opening balance of the funds	29,79,868	-	-	-	29,79,868	56,10,234
b) Additions to the Funds:						
i. Grants from Government Agencies (Net)	126,26,417	-	-	-	126,26,417	81,74,127
ii. Income from Investments made on account of Funds	-	-	-	-	-	-
iii. Accrued interest on Investments on account of Funds	1,77,939	-	-	-	1,77,939	1,43,562
iv. Other additions (Transfer of unrealised DST project funds)	19,000	-	-	-	19,000	-
TOTAL (a+b)	158,03,224	-	-	-	158,03,224	139,27,923
c) Utilisation/Expenditure towards objectives of funds						
i. Capital Expenditure						
Equipment	12,16,807	-	-	-	12,16,807	28,57,347
Others	-	-	-	-	-	-
Total	12,16,807	-	-	-	12,16,807	28,57,347
ii. Revenue Expenditure						
Salaries, Wages and Allowances, etc.,	26,10,027	-	-	-	26,10,027	21,97,937
Rent	-	-	-	-	-	-
Other Administrative Expenses	45,08,015	-	-	-	45,08,015	58,92,771
Total	71,18,042	-	-	-	71,18,042	80,90,708
TOTAL (c)	83,34,849	-	-	-	83,34,849	109,48,055
NET BALANCE AS AT THE YEAR-END (a+b-c)	74,68,375	-	-	-	74,68,375	29,79,868



VIGNAN'S FOUNDATION FOR SCIENCE, TECHNOLOGY AND RESEARCH: VADLAMUDI.
SCHEDULES FORMING PART OF BALANCE SHEET AS AT 31.03.2019

SCHEDULE 4 - LOANS/BORROWINGS
SECURED LOANS

Particulars	As at 31.03.2019	As at 31.03.2018
1. Central Government		-
2. State Government (Specify)	-	-
3. Financial Institutions	-	-
a) Term Loans		
b) Interest accrued and due	-	-
4. Banks:	-	-
a) Term Loans		
UCO Bank Car Loan - 21890610018019	-	-
UCO Bank Car Loan - 21890610019986	1,64,689	2,45,125
HDFC Bank Car Loan - 27091598	89,650	2,21,495
PNB Term Loan,Gnt TL A/c No.019500IF00000028	-	6,77,911
-Interest accrued and due	1773,59,501	2292,99,250
b) Other Loans	17,12,278	20,31,631
PNB Gnt OD A/c No.0195009300026829	799,99,850	850,33,409
Dhanlaxmi Bank OD A/c No.309		
-Interest accrued and due	-	-
5. Other Institutions and Agencies	3,54,524	53,382
6. Debentures and Bonds	-	-
7. Others (Specify)	-	-
	-	-
Total	2596,80,492	3175,62,203
Note: Amounts due within one year	1301,79,818	809,61,870

UNSECURED LOANS

Particulars	As at 31.03.2019	As at 31.03.2018
1. Central Government		-
2. State Government (Specify)	-	-
3. Financial Institutions	-	-
4. Banks:	-	-
a) Term Loans		
b) Other Loans (specify)	-	-
5. Other Institutions and Agencies	-	-
6. Debentures and Bonds	-	-
7. Fixed Deposits	-	-
	-	-
Total	-	-
Note: Amounts due within one year	-	-



VIGNAN'S FOUNDATION FOR SCIENCE, TECHNOLOGY AND RESEARCH: VADLAMUDI.
SCHEDULES FORMING PART OF BALANCE SHEET AS AT 31.03.2019

SCHEDULE 5 - CURRENT LIABILITIES & PROVISIONS

Particulars	As at 31.03.2019	As at 31.03.2018
A. CURRENT LIABILITIES		
1. Deposits from Staff		
2. Deposits from Students	11,82,678	6,77,853
3. Sundry Creditors	-	-
a) For Goods & Services	-	-
b) others	347,20,168	260,82,310
c) Receipts from other units	-	-
3. Advance Fee Collections	-	-
4. Interest accrued but not due on:	16,78,362	17,53,190
a) Secured Loans/Borrowings	-	-
b) Un-Secured Loans/Borrowings	-	-
5. Statutory Liabilities (GPF,TDS,WC TAX,CPF,GIS,NPS):		
a) Overdue	-	-
b) TDS Payable	61,38,008	34,84,673
c) Professional Tax Due	97,850	89,000
d) Provident Fund Payable	5,94,471	5,12,899
e) ESI Contribution Payable	29,753	24,154
6. Other Current Liabilities		
a) Salaries	-	-
b) Receipts against Sponsored Projects	-	-
c) Receipts against Sponsored Fellowships & Scholarships	-	-
d) Unutilised Grants	-	-
e) Grants in Advance	-	-
f) Miscellaneous Funds	35,16,625	41,76,046
g) Other Liabilities	159,52,414	123,14,386
h) Scholarships	28,76,875	-
TOTAL (A)	667,87,204	491,14,511
B. PROVISIONS		
1. For Taxation	-	-
2. Gratuity	-	-
3. Superannuation/Pension	-	-
4. Accumulated Leave Encashment	-	-
5. LIC Premium Payable	1,82,477	1,82,589
6. Trade Warranties/Claims	-	-
7. Others (Specify)	-	-
TOTAL (B)	1,82,477	1,82,589
TOTAL (A+B)	669,69,681	492,97,100



VIGNAN'S FOUNDATION FOR SCIENCE, TECHNOLOGY AND RESEARCH: VADLAMUDI.
SCHEDULES FORMING PART OF BALANCE SHEET AS AT 31.03.2019

SCHEDULE 6 - FIXED ASSETS

Particulars	Depreciation Rate	GROSS BLOCK				DEPRECIATION					NET BLOCK	
		Cost/ valuation As at beginning of the Year	Additions during the Year	Deductions during the Year	Cost/ valuation at the Year-end	As at the beginning of the Year	On Openings During the Year	On Additions During the Year	On Deductions during the Year	Total up to the Year-end	As at the Current Year-end	As at the Previous Year-end
I. Land:												
a) Freehold	0	56,716,768	2,509,550	0	59,226,318	0	0	0	0	0	59,226,318	56,716,768
b) Leasehold		0	0	0	0	0	0	0	0	0	0	0
II. Buildings:			0				0					
a) On Freehold Land		0	0	0	0	0	0	0	0	0	0	0
b) On Leasehold Land	10	558,232,562	169,000,000	0	727,232,562	187,754,938	37,047,762	8,450,000	0	233,252,700	493,979,861	370,477,624
c) Ownership Flats/Premises		0	0	0	0	0	0	0	0	0	0	0
d) Superstructures on Land not belonging to Educational Institutions		0	0	0	0	0	0	0	0	0	0	0
III. Plants, machinery & equipment	15	48,587,595	7,030,284	0	55,617,879	20,408,939	4,226,798	819,868	0	25,455,605	30,162,274	28,178,656
IV. Furniture & fixtures	10	62,619,196	6,620,194	0	69,239,390	20,354,876	4,226,432	595,884	0	25,177,192	44,062,198	42,264,320
V. Office Equipment	15	2,721,340	22,000	0	2,743,340	1,188,584	229,913	3,300	0	1,421,798	1,321,542	1,532,756
VI. Computer/ peripherals	40	41,084,065	7,398,695	0	48,482,760	33,883,263	2,880,321	1,617,666	0	38,381,250	10,101,510	7,200,802
VII. Electric Installations	15	19,587,426	3,552,366	0	23,139,792	7,788,509	1,769,838	312,434	0	9,870,781	13,269,011	11,798,917
VIII. Library books	40	16,850,203	3,224,112	0	20,074,315	14,351,995	999,283	888,097	0	16,239,375	3,834,940	2,498,208
IX. Tube wells & water supply		0	0	0	0	0	0	0	0	0	0	0
XI. Lab Equipment	15	61,687,081	14,098,412	0	75,785,493	18,968,583	6,407,775	1,352,898	0	26,729,256	49,056,237	42,718,498
XII. Sports Equipment	15	2,011,715	88,609	0	2,100,324	841,658	175,509	6,646	0	1,023,813	1,076,511	1,170,057
XIV. Vehicles	15	7,626,755	27,377,498	0	35,004,253	3,594,701	604,808	4,096,082	0	8,295,591	26,708,662	4,032,054
XVII. University equipment	15	15,687,738	1,609,820	0	17,297,558	5,130,504	1,583,585	147,705	0	6,861,794	10,435,764	10,557,234
XVIII. Research & Development Equipment												
a) Computer Equipment	40	7,130,084	0	0	7,130,084	6,539,445	236,256	0	0	6,775,700	354,384	590,639
b) Computer Software	40	3,325,568	36,462	0	3,362,030	2,617,239	283,332	14,585	0	2,915,155	446,875	708,329
c) Lab Equipment	15	35,820,835	3,224,323	0	39,045,158	11,438,066	3,657,415	329,968	0	15,425,449	23,619,709	24,382,769
d) Library Books	40	1,196,022	0	0	1,196,022	1,169,777	10,498	0	0	1,180,275	15,747	26,245
e) Solar Vehicle	15	92,702	0	0	92,702	38,139	8,184	0	0	46,323	46,379	54,563
f) Vignan Viranchi Electric vehicle	15	115,130	0	0	115,130	49,729	9,810	0	0	59,539	55,591	65,401
g) Green House Project	10	353,266	0	0	353,266	51,223	30,204	0	0	81,428	271,838	302,043
h) Animal House Project	15	584,277	1,008,953	0	1,593,230	67,005	77,591	77,546	0	222,142	1,371,088	517,272
i) Bio-Gas Project	15	68,685	0	0	68,685	8,863	8,973	0	0	17,836	50,849	59,822
j) Herbal Gardens	15	442,288	88,940	0	531,228	46,873	59,312	10,077	0	116,262	414,966	395,415
k) Lab Equipment	15	555,156	192,374	0	747,530	42,603	76,883	18,745	0	138,231	609,299	512,553
l) Bio Gas Plant	15	0	4,142,948	0	4,142,948	0	0	566,659	0	566,659	3,576,289	0
m) Student Project	15	208,555	64,430	0	272,985	42,088	24,970	7,874	0	74,932	198,053	166,467
XVIV Computer Software	40	6,583,084	3,007,268	0	9,590,352	3,771,948	1,124,454	775,434	0	5,671,836	3,918,516	2,811,136
A. Total of CURRENT YEAR		949,888,096	254,297,238	0	1,204,185,334	340,149,546	65,759,908	20,091,468	0	426,000,922	778,184,412	609,738,550
PREVIOUS YEAR		857,830	857,830	0	857,830	0	0	0	0	0	857,830	1,421,719
XII. Capital Work-in-Progress		0	169,315,010	0	169,315,010	0	0	0	0	0	169,315,010	59,436,111
TRANSFER TO ASSETS		0	169,000,000	0	169,000,000	0	0	0	0	0	169,000,000	60,000,000
B. NET WORK-IN-PROGRESS		857,830	1,172,841	0	1,172,841	0	0	0	0	0	1,172,840	857,830
TOTAL (A+B)		950,745,926	255,470,079	0	1,205,358,174	340,149,546	65,759,908	20,091,468	0	426,000,922	779,357,252	610,596,380

VIGNAN'S FOUNDATION FOR SCIENCE, TECHNOLOGY AND RESEARCH
VADLAMUDI

SCHEDULE 7 - INVESTMENTS

Particulars	As at 31.03.2019	As at 31.03.2018
Long Term Investments		
a) Others (specify)		
Total	-	-
Short Term Investments		
a) SBI OVERNIGHT REG FUND	-	561,83,619
b) SBI EQUITY HYBRID FUND	-	100,00,000
c) RELIANCE MONEY MANAGER FUND	106,51,129	300,00,000
e) RELIANCE BALANCED ADVANTAGE FUND	200,00,000	-
f) SBI BLUE CHIP FUND - REG PLAN - GROWTH	94,29,000	-
g) SBI MAGNAM MULTI CAP FUND - REG PLAN - G	200,00,000	-
h) SBI SAVINGS FUND REG PLAN - GROWTH	123,38,789	-
Total	724,18,918	961,83,619



VIGNAN'S FOUNDATION FOR SCIENCE, TECHNOLOGY AND RESEARCH
VADLAMUDI

SCHEDULE 8 - CURRENT ASSETS


Particulars	As at 31.03.2019	As at 31.03.2018
1. Stock:		
a) Stores and Spares	-	-
b) Loose Tools	-	-
c) Publications	-	-
d) Unifroms	-	-
2. Sundry Debtors (Fee Receivables):		
a) Outstanding for a period exceeding six months	-	-
b) Others	-	-
3. Cash Balances in hand (including cheques/ drafts and imprest)	43,545	8,251
4. Bank Balances (to be further classified as pertaining to earmarked fund or otherwise)		
a) With Scheduled Banks:		
In Current Accounts	285,05,885	163,74,935
In Term Deposit Accounts	2135,21,284	1548,55,125
In Savings Accounts	211,10,452	1283,30,394
b) With Non-Scheduled Banks:		
In Current Accounts	-	-
In term deposit Accounts	-	-
In Savings Accounts	-	-
5. Post Office- Savings Accounts	-	-
TOTAL	2631,81,166	2995,68,704



VIGNAN'S FOUNDATION FOR SCIENCE, TECHNOLOGY AND RESEARCH
VADLAMUDI

SCHEDULE 9 - LOANS, ADVANCES & DEPOSITS

Particulars	As at 31.03.2019	As at 31.03.2018
1. Advances to Employees:		
(Non-interest bearing)		
a) Salary	5,22,831	1,41,151
b) Festival	-	-
c) LTC	-	-
d) Medical Advance	-	-
e) Other (Advances for Expenditure)	6,38,063	4,47,617
2. Long Term Advances to Employees:		
(Interest bearing)		
a) Vehicle loan	-	-
b) Home loan	-	-
c) Others (to be specified)	-	-
3. Advances and other amounts recoverable in cash or in kind or for value to be received:		
a) On Capital Account	251,61,619	230,67,819
b) to suppliers	154,21,921	18,40,410
c) Service providers	8,08,948	8,59,302
4. Prepaid Expenses		
a) Insurance	6,82,598	54,527
b) Internet	6,99,041	11,70,869
c) Others	61,73,872	64,72,814
5. Deposits		
a) Telephone	51,239	51,239
b) Lease Rent	3,31,000	2,95,000
c) Electricity	20,26,750	19,18,950
d) MCI, if applicable	-	-
e) Security deposit	750	750
f) Gas deposit	6,800	6,800
g) AP Food Processing Society	50,000	50,000
6. Income Accrued		
a) On Inv. Earmarked/Endowment Funds	-	-
b) On Investments-Others	-	-
c) On Loans and Advances	-	-
d) Fee receivable	177,86,196	216,30,558
7. Other receivable		
a) Debit balances in Sponsored Projects	-	-
b) Debit balances in Fellowship & Scholarship	-	-
c) Grants Recoverable	-	-
d) TDS Receivables	39,85,228	57,71,770
e) TCS Receivables	3,60,326	3,60,326
f) Others	-	24,500
8. Claims Receivable	-	-
TOTAL	747,07,182	641,64,402



VIGNAN'S FOUNDATION FOR SCIENCE, TECHNOLOGY AND RESEARCH
VADLAMUDI

SCHEDULE 10 - ACADEMIC RECEIPTS

Particulars	As at 31.03.2019	As at 31.03.2018
FEE FROM STUDENTS		
Academic		
1. Tuition Fee	8685,76,439	6404,41,021
2. Admission Fee	376,03,710	424,19,128
3. Campus Recruitment Training Fee	-	-
Total (A)	9061,80,149	6828,60,149
Examinations		
1. Admission-test Fee	98,07,289	108,77,972
2. Annual Examination Fee	349,33,304	324,34,746
3. Mark Sheet, Certificate Fee	25,85,500	34,41,000
Total (B)	473,26,093	467,53,718
Other fees		
1. Identity Card Fee	1,48,927	1,87,660
2. Fine/Miscellaneous Fee	80,09,657	66,16,710
3. Medical Fee	-	-
4. Transportation Fee	419,84,197	-
5. Other Receipts		
i) Non Govt Research Grants	67,23,300	56,64,240
ii) Consultancy Receipts	116,42,820	106,76,800
iii) Receipts from non govt bodies for infrastructure	90,00,000	85,00,000
iv) Receipts from Alumni Contribution	22,65,000	19,76,000
Total (C)	797,73,901	336,21,410
Sale of Publications		
1. Sale of Syllabus and Question Paper, etc.	-	-
2. Sale of Prospectus including Admission Forms	-	-
Total (D)	-	-
GRAND TOTAL (A+B+C+D)	10332,80,143	7632,35,277



VIGNAN'S FOUNDATION FOR SCIENCE, TECHNOLOGY AND RESEARCH
VADLAMUDI

SCHEDULE 11 - GRANTS & DONATIONS (Irrevocable Grants & Subsidies Received)

Particulars	As at 31.03.2019	As at 31.03.2018
1) Central Government	-	-
2) State Government(s)	-	-
3) Government Agencies	-	-
4) Institutions/Welfare Bodies	-	-
5) International Organisations	-	-
6) Others (Specify)	-	-
TOTAL	-	-

SCHEDULE 12 - INCOME FROM INVESTMENTS

Particulars	As at 31.03.2019	As at 31.03.2018
1) Capital Gain on MF Investments	12,35,299	11,83,619
2) Others (specify)	-	-
TOTAL	12,35,299	11,83,619

SCHEDULE 13 - OTHER INCOME

Particulars	As at 31.03.2019	As at 31.03.2018
A. Income from Land & Building		
1. Hostel Room Rent	-	-
2. License Fee	-	-
3. Hire Charges of Auditorium/Play Ground/ Convention Centre, etc.,	-	-
4. Electricity & Water Charges	-	-
Total	-	-
B. Sale of Institute's publications	-	-
C. Income from holding events		
1. Gross Receipts from Annual Function/Sports Carnival	-	-
Less: Direct Exp. on the Annual Function/Sports Carnival	-	-
2. Gross Receipts from Fetes	-	-
Less: Direct Expenditure incurred on the Fetes	-	-
3. Gross Receipts for Educational Tours	-	-
Less: Direct Expenditure incurred on the Tours	-	-
4. Others (to be specified and separately disclosed)	-	-
Total	-	-
D. Interest on Term Deposits:		
a) With Scheduled Banks (FDRs)	112,66,862	116,06,335
b) With Non-Scheduled Banks	-	-
c) With Institutions	-	-
d) Others	-	-
Total	112,66,862	116,06,335
E. Interest on Savings Accounts:		



Particulars	As at 31.03.2019	As at 31.03.2018
a) With Scheduled Banks	44,54,952	58,07,143
b) With Non-Scheduled Banks	-	-
c) With Institutions	-	-
d) Others	-	-
Total	44,54,952	58,07,143
F. Interest On Loans:		
a) Employees/Staff	-	-
b) Others	-	-
Total	-	-
G. Interest on Debtors and Other Receivables	-	-
H. Others		
1. RTI Fee	-	-
2. Income from Royalty	-	-
3. Sale of Application Forms (Recruitment)	-	-
4. Application Fee	-	-
5. Profit on Sale/Disposal of Assets:		
a) Owned Assets	-	-
b) Assets acquired out of Grants/received Free of Cost	-	-
6. Others	-	-
7. Prior Period Adjustments	-	-
Total	-	-
GRAND TOTAL (A+B+C+D+E+F+G+H)	157,21,815	174,13,478



VIGNAN'S FOUNDATION FOR SCIENCE, TECHNOLOGY AND RESEARCH
VADLAMUDI

SCHEDULE 14 - STAFF PAYMENTS & BENEFITS

Particulars	As at 31.03.2019	As at 31.03.2018
a) Salaries and Wages		
Teaching Staff	2219,79,575	1872,01,176
Non-Teaching Staff	615,23,749	510,39,459
b) Incentives	296,78,403	16,38,999
c) Contribution to Provident Fund	74,67,023	67,04,936
d) Staff Welfare Expenses	37,31,426	34,97,930
e) Honorarium	-	8,00,959
f) Faculty Development	61,39,662	61,57,121
g) Staff Recruitment expenses	6,07,476	7,24,055
h) Contribution to ESI	9,90,898	7,87,868
TOTAL	3321,18,212	2585,52,503

SCHEDULE 15- ACADEMIC EXPENSES

Particulars	As at 31.03.2019	As at 31.03.2018
a) Laboratory Expenses	15,85,479	15,89,242
b) Field Work/Participation	8,24,825	6,82,859
c) Seminar/Workshop	22,09,221	17,74,373
d) Payment to Visiting Faculty	46,29,234	33,38,447
e) Seed Money	216,60,000	55,00,000
f) Examination Expenses	148,51,872	138,93,852
g) Student Welfare Expenses	44,17,293	31,56,261
h) Admission Expenses	264,87,658	298,18,475
i) Convocation Expenses	41,63,352	37,36,684
j) Publications	32,450	1,29,990
k) Stipend/Means-cum-Merit Scholarship	16,28,000	23,29,750
l) Academic Scholarships	1499,45,150	-
m) Training & Placement Expenses	107,52,483	140,15,660
TOTAL	2431,87,017	799,65,593



VIGNAN'S FOUNDATION FOR SCIENCE, TECHNOLOGY AND RESEARCH
VADLAMUDI

SCHEDULE 16 - ADMINISTRAIVE AND GENERAL EXPENSES

Particulars	As at 31.03.2019	As at 31.03.2018
a) Electricity and Power	201,93,203	201,24,283
b) Rates, Taxes and Licences	36,08,805	34,37,034
c) Postage & Telegram	9,87,275	7,86,725
d) Telephone and Internet Charges	11,00,264	14,59,754
e) Printing and Stationary	31,57,604	17,97,727
f) Traveling and Conveyance Expenses	41,98,285	24,61,054
g) Expenses on Seminar/Workshops	10,59,296	3,92,198
h) Rent	25,68,129	21,55,981
i) Auditors Remuneration	5,66,400	5,70,300
j) Advertisement and Publicity	423,35,681	454,13,506
k) Magazines & Journals	6,71,204	4,73,758
l) Miscellaneous Expenses	2,15,319	1,60,601
m) Functions & Celebrations	113,94,484	98,87,739
n) Research & Development	732,89,130	548,86,660
o) Expenditure on e- Journals	67,11,821	78,78,820
p) Security Charges	46,84,014	89,34,382
q) Meeting Expenses	16,10,247	9,09,345
r) Social Commitment Expenses	27,59,981	7,06,829
s) Legal charges	-	-
t) Prior period adjustments	-	-
TOTAL	1811,11,142	1624,36,696

SCHEDULE 17 - TRANSPORTATION EXPENSES

Particulars	As at 31.03.2019	As at 31.03.2018
1. Vehicles (Owned by Educational Institution)		
a) Running Expenses	124,96,712	10,09,084
b) Repairs & Maintenance	35,29,754	4,23,095
c) Insurance Expenses	16,93,678	78,858
2. Vehicles (Not-owned by Educational Institution)		
a) Running, Repairs & Maintenance Expenses	10,77,586	7,82,784
TOTAL	187,97,730	22,93,821



VIGNAN'S FOUNDATION FOR SCIENCE, TECHNOLOGY AND RESEARCH
VADLAMUDI

SCHEDULE 18 - REPAIRS & MAINTENANCE

Particulars	As at 31.03.2019	As at 31.03.2018
a) Building	25,60,011	23,91,284
b) Fixtures	2,14,489	3,22,898
c) Plant & Machinery	9,93,790	4,42,888
d) Office/Sports/ Equipments	17,16,122	17,14,601
e) Computer Maintenance (including Softwares)	9,44,678	10,73,914
f) University Maintenance	43,88,966	74,92,683
g) Electrical Maintenance	20,51,851	6,73,386
i) Green Initiative Expenses	1,83,400	-
TOTAL	130,53,307	141,11,654

SCHEDULE 19 - FINANCE COSTS

Particulars	As at 31.03.2019	As at 31.03.2018
a) Interest on Car loan	76,336.44	1,93,514
b) Interest on SOD Loan	7,72,380.00	6,19,198
c) Interest on term loan	200,42,338.00	257,18,423
d) Interest on Deposit Loans	-	88,482
e) Bank charges	3,55,383.36	2,06,025
TOTAL	212,46,438	268,25,642

SCHEDULE 20 - DEPRECIATION

Particulars	As at 31.03.2019	As at 31.03.2018
Depreciation	858,51,376	726,42,921
TOTAL	858,51,376	726,42,921



Audit report under section 12A(b) of the Income-tax Act, 1961, in the case of charitable or religious trusts or institutions

We have examined the balance sheet of Vignans Foundation For Science Technology And Research, AABTV1315Q [name and PAN of the trust or institution] as at 31/03/2018 and the Profit and loss account for the year ended on that date which are in agreement with the books of account maintained by the said trust or institution.

We have obtained all the information and explanations which to the best of our knowledge and belief were necessary for the purposes of the audit. In our opinion, proper books of account have been kept by the head office and the branches of the abovenamed trust visited by us so far as appears from our examination of the books, and proper Returns adequate for the purposes of audit have been received from branches not visited by us, subject to the comments given below:

In our opinion and to the best of our information, and according to information given to us, the said accounts give a true and fair view-

(i) in the case of the balance sheet, of the state of affairs of the above named trust as at 31/03/2018 and

(ii) in the case of the profit and loss account, of the profit or loss of its accounting year ending on 31/03/2018

The prescribed particulars are annexed hereto.

Place Guntur
Date 19/09/2018

Name
Membership Number
FRN (Firm Registration Number)
Address

B. Srinivasa Rao
208788
0002798S
D. No. 5-87-129, Main Road, Lakshmipuram, Guntur

M. J. R.

ANNEXURE

Statement of particulars

I. APPLICATION OF INCOME FOR CHARITABLE OR RELIGIOUS PURPOSES



1.	Amount of income of the previous year applied to charitable or religious purposes in India during that year (₹)	781832375
2.	Whether the trust has exercised the option under clause (2) of the Explanation to section 11(1)? If so, the details of the amount of income deemed to have been applied to charitable or religious purposes in India during the previous year (₹)	No
3.	Amount of income accumulated or set apart for application to charitable or religious purposes, to the extent it does not exceed 15 per cent of the income derived from property held under trust wholly for such purposes. (₹)	No
4.	Amount of income eligible for exemption under section 11(1)(c) (Give details)	No
5.	Amount of income, in addition to the amount referred to in item 3 above, accumulated or set apart for specified purposes under section 11(2) (₹)	0
6.	Whether the amount of income mentioned in item 5 above has been invested or deposited in the manner laid down in section 11(2)(b)? If so, the details thereof.	No
7.	Whether any part of the income in respect of which an option was exercised under clause (2) of the Explanation to section 11(1) in any earlier year is deemed to be income of the previous year under section 11(1B)? If so, the details thereof (₹)	No
8.	Whether, during the previous year, any part of income accumulated or set apart for specified purposes under section 11(2) in any earlier year-	
(a)	has been applied for purposes other than charitable or religious purposes or has ceased to be accumulated or set apart for application thereto, or	No
(b)	has ceased to remain invested in any security referred to in section 11(2)(b)(i) or deposited in any account referred to in section 11(2)(b)(ii) or section 11(2)(b)(iii), or	No
(c)	has not been utilised for purposes for which it was accumulated or set apart during the period for which	No

it was to be accumulated or set apart, or in the year immediately following the expiry thereof? If so, the details thereof

II. APPLICATION OR USE OF INCOME OR PROPERTY FOR THE BENEFIT OF PERSONS REFERRED TO IN SECTION 13(3)

1.	Whether any part of the income or property of the trust was lent, or continues to be lent, in the previous year to any person referred to in section 13(3) (hereinafter referred to in this Annexure as such person)? If so, give details of the amount, rate of interest charged and the nature of security, if any.	No
2.	Whether any part of the income or property of the trust was made, or continued to be made, available for the use of any such person during the previous year? If so, give details of the property and the amount of rent or compensation charged, if any.	No
3.	Whether any payment was made to any such person during the previous year by way of salary, allowance or otherwise? If so, give details	No
4.	Whether the services of the trust were made available to any such person during the previous year? If so, give details thereof together with remuneration or compensation received, if any	No
5.	Whether any share, security or other property was purchased by or on behalf of the trust during the previous year from any such person? If so, give details thereof together with the consideration paid	No
6.	Whether any share, security or other property was sold by or on behalf of the trust during the previous year to any such person? If so, give details thereof together with the consideration received	No
7.	Whether any income or property of the trust was diverted during the previous year in favour of any such person? If so, give details thereof together with the amount of income or value of property so diverted	No
8.	Whether the income or property of the trust was used or applied during the previous year for the benefit of any such person in any other manner? If so, give details	No

III. INVESTMENTS HELD AT ANY TIME DURING THE PREVIOUS YEAR(S) IN CONCERNS IN WHICH PERSONS REFERRED TO IN SECTION 13(3) HAVE A SUBSTANTIAL INTEREST

S. No	Name and address of the concern	Where the concern is a company, number and class of shares held	Nominal value of the investment(₹)	Income from the investment(₹)	Whether the amount in col. 4 exceeded 5 per cent of the capital of the concern during the previous year-say, Yes/No
Total					

Place Guntur
Date 19/09/2018

Name
Membership Number
FRN (Firm Registration Number)
Address

B. Srinivasa Rao
208788
0002798S
D. No. 5-87-129, Main Road, Lakshmipuram, Guntur


Form Filing Details	
Revision/Original	Original



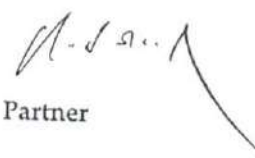
VIGNAN'S FOUNDATION FOR SCIENCE, TECHNOLOGY AND RESEARCH
VADLAMUDI
BALANCE SHEET AS AT 31.03.2018

PARTICULARS	Schedule	₹ As at 31.03.2018	₹ As at 31.03.2017
SOURCES OF FUNDS:			
UNRESTRICTED FUNDS			
Corpus Fund	1	50,101,116	50,101,116
General Fund	2	650,572,819	485,569,275
Designated/Earmarked Funds		-	-
RESTRICTED FUNDS			
	3	2,979,868	5,610,234
LOANS/BORROWINGS			
Secured Loans	4	317,562,203	451,507,138
Un-Secured Loans		-	-
CURRENT LIABILITIES AND PROVISIONS			
	5	49,297,100	61,330,958
TOTAL		1,070,513,105	1,054,118,720
APPLICATION OF FUNDS:			
FIXED ASSETS			
Tangible Assets	6	606,927,414	567,910,125
Intangible Assets		2,811,136	3,925,065
Capital Work-in-Progress		857,830	1,421,719
INVESTMENTS			
Long Term	7	-	-
Short Term		96,183,619	-
CURRENT ASSETS			
	8	299,568,704	426,111,540
LOANS, ADVANCES AND DEPOSITS			
	9	64,164,402	54,750,271
TOTAL		1,070,513,105	1,054,118,720

for Vignan's Foundation For Science,
Technology and Research


Managing Trustee

As per our report even date annexed
for M/s Punnaiah & Co
Chartered Accountants


Partner

Place: Vadlamudi

Date: 19.09.2018



VIGNAN'S FOUNDATION FOR SCIENCE, TECHNOLOGY AND RESEARCH
VADIAMUDI
INCOME AND EXPENDITURE ACCOUNT FOR THE YEAR ENDED 31.03.2018

Particulars	Schedule			Income	Schedule	Current Year	Previous Year
	Unrestricted Funds	Corpus Fund	Designated Fund				
INCOME							
Academic Receipts	10	-	-	763,235,277	-	763,235,277	613,168,429
Grants & Donations	11	-	-	-	-	-	-
Income from Investments	12	-	-	1,183,619	-	1,183,619	-
Other Incomes	13	-	-	17,413,478	-	17,413,478	19,004,358
TOTAL (A)				781,832,375		781,832,375	632,172,788
EXPENDITURE							
Staff Payments & Benefits	14	-	-	258,552,503	-	258,552,503	228,055,430
Academic Expenses	15	-	-	79,965,593	-	79,965,593	67,941,475
Administrative & General Expenses	16	-	-	162,436,696	-	162,436,696	150,036,900
Transportation Expenses	17	-	-	2,293,821	-	2,293,821	2,628,284
Repairs & Maintenance	18	-	-	14,111,654	-	14,111,654	10,120,573
Finance Costs	19	-	-	26,825,642	-	26,825,642	36,463,771
Depreciation	20	-	-	72,642,921	-	72,642,921	72,956,341
TOTAL (B)				616,828,831		616,828,831	568,202,773
Balance being Excess of Income over Expenditure (A-B)		-	-	165,003,544	-	165,003,544	63,970,015
Transfer to/from Designated Fund		-	-	-	-	-	-
Building Fund		-	-	-	-	-	-
Corpus Fund		-	-	-	-	-	-
Balance Being Surplus/(Deficit) Carried to General Fund		-	-	165,003,544	-	165,003,544	63,970,015
Notes on Accounts							

As per our report even date annexed
For M/s Punniah & Co
Chartered Accountants

M. S. V.
Partner



Place: Vadamudi
Date: 19.09.2018

For Vignan's Foundation For Science,
Technology and Research
Managing Trustee

VIGNAN'S FOUNDATION FOR SCIENCE, TECHNOLOGY AND RESEARCH: VADLAMUDI.
SCHEDULES FORMING PART OF BALANCE SHEET AS AT 31.03.2018

SCHEDULE -1 CORPUS FUND

Particulars	As at 31.03.2018	As at 31.03.2017
Balance as at the beginning of the year	501,01,116	501,01,116
Add: Contributions/yearmarked towards Corpus	-	-
Deduct: Asset written off during the year created out of Corpus	-	-
BALANCE AT THE YEAR-END	501,01,116	501,01,116

SCHEDULE -2 GENERAL FUND

Particulars	As at 31.03.2018	As at 31.03.2017
Balance as at the beginning of the year	4855,69,275	4215,99,260
Add: Contributions towards General Fund	-	-
Add: Balance of Net Surplus/(Deficit) transferred from the Income and Expenditure Account	1650,03,544	639,70,015
BALANCE AT THE YEAR-END	6505,72,819	4855,69,275



VIGNAN'S FOUNDATION FOR SCIENCE, TECHNOLOGY AND RESEARCH: VADLAMUDI.
SCHEDULES FORMING PART OF BALANCE SHEET AS AT 31.03.2018

SCHEDULE 3 - RESTRICTED FUNDS

Particulars	FUND WISE BREAK UP				TOTAL	
	FUND AA	FUND BB	FUND CC	FUND DD	As at 31.03.2018	As at 31.03.2017
a) Opening balance of the funds	56,10,234	-	-	-	56,10,234	85,58,976
b) Additions to the Funds:						
i. Grants from Government Agencies (Net)	81,74,127	-	-	-	81,74,127	90,82,977
ii. Income from Investments made on account of Funds	-	-	-	-	-	-
iii. Accrued interest on Investments on account of Funds	1,43,562	-	-	-	1,43,562	10,922
iv. Other additions (Transfer of unrealised DST project funds)		-	-	-	-	21,19,210
TOTAL (a+b)	139,27,923	-	-	-	139,27,923	197,72,085
c) Utilisation/ Expenditure towards objectives of funds						
i. Capital Expenditure						
Equipment	28,57,347	-	-	-	28,57,347	60,16,097
Others		-	-	-	-	-
Total	28,57,347	-	-	-	28,57,347	60,16,097
ii. Revenue Expenditure						
Salaries, Wages and Allowances, etc.,	21,97,937	-	-	-	21,97,937	28,48,488
Rent	-	-	-	-	-	-
Other Administrative Expenses	58,92,771	-	-	-	58,92,771	52,97,266
Total	80,90,708	-	-	-	80,90,708	81,45,754
TOTAL (c)	109,48,055	-	-	-	109,48,055	141,61,851
NET BALANCE AS AT THE YEAR-END (a+b-c)	29,79,868	-	-	-	29,79,868	56,10,234



VIGNAN'S FOUNDATION FOR SCIENCE, TECHNOLOGY AND RESEARCH: VADLAMUDI.
SCHEDULES FORMING PART OF BALANCE SHEET AS AT 31.03.2018

SCHEDULE 4 - LOANS/BORROWINGS

SECURED LOANS

Particulars	As at 31.03.2018	As at 31.03.2017
1. Central Government	-	-
2. State Government (Specify)	-	-
3. Financial Institutions	-	-
a) Term Loans	-	-
b) Interest accrued and due	-	-
4. Banks:	-	-
a) Term Loans	-	-
UCO Bank Car Loan - 21890610018019	2,45,125	3,17,909
UCO Bank Car Loan - 21890610019986	2,21,495	3,40,885
HDFC Bank Car Loan - 27091598	6,77,911	13,46,999
PNB Term Loan,Gnt TL A/c No.019500IF00000028	2292,99,250	2696,86,600
-Interest accrued and due	20,31,631	27,60,039
b) Other Loans	-	-
PNB Gnt OD A/c No.0195009300026829	850,33,409	1269,98,526
Dhanlaxmi Bank OD A/c No.309	-	499,99,527
-Interest accrued and due	53,382	56,653
5. Other Institutions and Agencies	-	-
6. Debentures and Bonds	-	-
7. Others (Specify)	-	-
Total	3175,62,203	4515,07,138
Note: Amounts due within one year	809,61,870	608,55,048

UNSECURED LOANS

Particulars	As at 31.03.2018	As at 31.03.2017
1. Central Government	-	-
2. State Government (Specify)	-	-
3. Financial Institutions	-	-
4. Banks:	-	-
a) Term Loans	-	-
b) Other Loans (specify)	-	-
5. Other Institutions and Agencies	-	-
6. Debentures and Bonds	-	-
7. Fixed Deposits	-	-
Total	-	-
Note: Amounts due within one year	-	-



VIGNAN'S FOUNDATION FOR SCIENCE, TECHNOLOGY AND RESEARCH: VADLAMUDI.
SCHEDULES FORMING PART OF BALANCE SHEET AS AT 31.03.2018

SCHEDULE 5 - CURRENT LIABILITIES & PROVISIONS

Particulars	As at 31.03.2018	As at 31.03.2017
A. CURRENT LIABILITIES		
1. Deposits from Staff		
2. Deposits from Students	6,77,853	4,43,650
3. Sundry Creditors	-	-
a) For Goods & Services	-	-
b) others	260,82,310	173,75,639
c) Receipts from other units	-	-
3. Advance Fee Collections	-	-
4. Interest accrued but not due on:	17,53,190	36,08,571
a) Secured Loans/Borrowings	-	-
b) Un-Secured Loans/Borrowings	-	-
5. Statutory Liabilities (GPF,TDS,WC TAX,CPF,GIS,NPS):		
a) Overdue	-	-
b) TDS Payable	-	-
c) Professional Tax Due	34,84,673	41,32,941
d) Provident Fund Payable	89,000	81,900
e) ESI Contribution Payable	5,12,899	19,02,688
6. Other Current Liabilities	24,154	22,936
a) Salaries	-	-
b) Receipts against Sponsored Projects	-	180,93,106
c) Receipts against Sponsored Fellowships & Scholarships	-	-
d) Unutilised Grants	-	-
e) Grants in Advance	-	-
f) Miscellaneous Funds	-	-
g) Other Liabilities	41,76,046	44,78,408
h) Scholarships	123,14,386	109,96,217
	-	-
TOTAL (A)	491,14,511	611,36,056
B. PROVISIONS		
1. For Taxation		
2. Gratuity	-	-
3. Superannuation/Pension	-	-
4. Accumulated Leave Encashment	-	-
5. LIC Premium Payable	-	-
6. Trade Warranties/Claims	1,82,589	1,94,902
7. Others (Specify)	-	-
	-	-
TOTAL (B)	1,82,589	1,94,902
TOTAL (A+B)	492,97,100	613,30,958



VIGNAN'S FOUNDATION FOR SCIENCE, TECHNOLOGY AND RESEARCH: VADLAMUDI.
SCHEDULES FORMING PART OF BALANCE SHEET AS AT 31.03.2018

SCHEDULE 6 - FIXED ASSETS

Particulars	Depreciation Rate	GROSS BLOCK				DEPRECIATION					NET BLOCK	
		Cost/ valuation As at beginning of the Year	Additions during the Year	Deductions during the Year	Cost/ valuation at the Year-end	As at the beginning of the Year	On Openings During the Year	On Additions During the Year	On Deductions during the Year	Total up to the Year-end	As at the Current Year-end	As at the Previous Year-end
I. Land:												
a) Freehold	0	48,714,458	8,002,310	0	56,716,768	0	-	0	0	0	56,716,768	48,714,458
b) Leasehold		0	0	0	0	0	-	0	0	0	0	0
II. Buildings:												
a) On Freehold Land		0	0	0	0	0	-	0	0	0	0	0
b) On Leasehold Land	10	498,232,562	60,000,000	0	558,232,562	149,924,091	34,830,847	3,000,000	0	187,754,938	370,477,624	348,308,471
c) Ownership Flats/Premises		0	0	0	0	0	-	0	0	0	0	0
d) Superstructures on Land not belonging to Educational Institutions		0	0	0	0	0	-	0	0	0	0	0
III. Plants, machinery & equipment	15	45,996,168	2,591,427	0	48,587,595	15,505,649	4,573,578	329,712	0	20,408,939	28,178,656	30,490,519
IV. Furniture & fixtures	10	56,556,205	6,062,991	0	62,619,196	15,843,825	4,071,238	439,813	0	20,354,876	42,264,320	40,712,380
V. Office Equipment	15	2,204,307	517,033	0	2,721,340	951,399	187,936	49,249	0	1,887,934	1,532,756	1,252,908
VI. Computer/peripherals	40	36,001,856	5,082,209	0	41,084,065	29,324,310	2,671,018	1,887,934	0	33,883,263	7,200,802	6,677,546
VII. Electric Installations	15	17,019,731	2,567,695	0	19,587,426	5,784,916	1,685,222	318,371	0	7,788,509	11,798,917	11,234,815
VIII. Library books	40	15,549,516	1,300,687	0	16,850,203	12,780,291	1,107,690	464,014	0	14,351,995	2,498,208	2,769,225
IX. Tube wells & water supply		0	0	0	0	0	-	0	0	0	0	0
XI. Lab Equipment	15	41,436,051	20,251,030	0	61,687,081	11,843,217	4,438,925	2,686,441	0	18,968,583	42,718,498	29,592,834
XII. Sports Equipment	15	1,764,932	246,783	0	2,011,715	656,952	166,197	18,509	0	841,658	1,170,057	1,107,980
XIV. Vehicles	15	7,626,755	0	0	7,626,755	2,883,162	711,539	0	0	3,594,701	4,032,054	4,743,593
XVII. University equipment	15	14,703,812	983,926	0	15,687,738	3,330,647	1,705,975	93,883	0	5,130,504	10,557,234	11,373,165
XVIII. Research & Development Equipment												
a) Computer Equipment	40	6,667,454	462,630	0	7,130,084	6,150,852	206,641	181,952	0	6,539,445	590,639	516,602
b) Computer Software	40	3,325,568	0	0	3,325,568	2,145,019	472,220	0	0	2,617,239	708,329	1,180,549
c) Lab Equipment	15	35,720,739	100,096	0	35,820,835	7,144,056	4,286,502	7,507	0	11,438,066	24,382,769	28,576,683
d) Library Books	40	1,196,022	0	0	1,196,022	1,152,280	17,497	0	0	1,169,777	26,245	43,742
e) Solar Vehicle	15	92,702	0	0	92,702	28,510	9,629	0	0	38,139	54,563	64,192
f) Vignan Viranchi Electric vehicle	15	115,130	0	0	115,130	38,187	11,541	0	0	49,729	65,401	76,943
g) Green House Project	10	353,266	0	0	353,266	17,663	33,560	0	0	51,223	302,043	335,603
h) Student Project "Go Kart" - Mech Dept	15	155,325	0	0	155,325	17,408	20,688	0	0	38,096	117,229	137,917
i) Animal House Project	15	0	584,277	0	584,277	0	-	67,005	0	67,005	517,272	0
j) Bio-Gas Project	15	0	68,685	0	68,685	0	-	8,863	0	8,863	59,822	0
k) Herbal Gardens	15	0	442,288	0	442,288	0	-	46,873	0	46,873	395,415	0
l) Lab Equipment Bio.Tech)	15	0	375,824	0	375,824	0	-	29,153	0	29,153	346,671	0
m) Lab Equipment S&H)	15	0	179,332	0	179,332	0	-	13,450	0	13,450	165,882	0
n) Student Project	15	0	53,230	0	53,230	0	-	3,992	0	3,992	49,238	0
XVIV Computer Software	40	5,909,256	673,828	0	6,583,084	1,984,191	1,570,026	217,731	0	3,771,948	2,811,136	3,925,065
A. Total of CURRENT YEAR		839,341,815	110,546,281	0	949,888,096	267,506,625	62,778,469	9,864,452	0	340,149,546	609,738,550	571,835,190
PREVIOUS YEAR		1,421,719	1,421,719	0	1,421,719	0	-	0	0	0	1,421,719	27,902,043
XII. Capital Work-in-Progress		0	59,436,111	0	59,436,111	0	-	0	0	0	59,436,111	34,180,078
TRANSFER TO ASSETS		0	60,000,000	0	60,000,000	0	-	0	0	0	60,000,000	60,660,402
B. NET WORK-IN-PROGRESS		1,421,719	857,830	0	857,830	0	-	0	0	0	857,830	1,421,719
TOTAL (A+B)		840,763,534	111,404,111	0	950,745,926	267,506,625	62,778,469	9,864,452.00	0	340,149,546	610,596,380	573,256,909

VIGNAN'S FOUNDATION FOR SCIENCE, TECHNOLOGY AND RESEARCH
VADLAMUDI

SCHEDULE 7 - INVESTMENTS

Particulars	As at 31.03.2018	As at 31.03.2017
Long Term Investments		
a) Others (specify)	-	-
Total	-	-
Short Term Investments		
a) SBI OVERNIGHT REG FUND	561,83,619.00	-
b) SBI EQUITY HYBRID FUND	100,00,000.00	-
c) RELIANCE MONEY MANAGER FUND	300,00,000.00	-
Total	961,83,619.00	-



VIGNAN'S FOUNDATION FOR SCIENCE, TECHNOLOGY AND RESEARCH
VADLAMUDI

SCHEDULE 8 - CURRENT ASSETS

Particulars	As at 31.03.2018	As at 31.03.2017
1. Stock:		
a) Stores and Spares		
b) Loose Tools	-	-
c) Publications	-	-
d) Unifroms	-	-
2. Sundry Debtors (Fee Receivables):		
a) Outstanding for a period exceeding six months	-	-
b) Others	-	-
3. Cash Balances in hand (including cheques/ drafts and imprest)	8,251	28,973
4. Bank Balances (to be further classified as pertaining to earmarked fund or otherwise)		
a) With Scheduled Banks:		
In Current Accounts	163,74,935	149,93,018
In Term Deposit Accounts	1548,55,125	1444,09,424
In Savings Accounts	1283,30,394	2666,80,125
b) With Non-Scheduled Banks:		
In Current Accounts	-	-
In term deposit Accounts	-	-
In Savings Accounts	-	-
5. Post Office- Savings Accounts	-	-
TOTAL	2995,68,704	4261,11,540



VIGNAN'S FOUNDATION FOR SCIENCE, TECHNOLOGY AND RESEARCH
VADLAMUDI

SCHEDULE 9 - LOANS, ADVANCES & DEPOSITS

Particulars	As at 31.03.2018	As at 31.03.2017
1. Advances to Employees:		
(Non-interest bearing)		
a) Salary		
b) Festival	1,41,151	35,100
c) LTC	-	-
d) Medical Advance	-	-
e) Other (Advances for Expenditure)	-	-
2. Long Term Advances to Employees:	4,47,617	4,41,974
(Interest bearing)		
a) Vehicle loan		
b) Home loan	-	-
c) Others (to be specified)	-	-
3. Advances and other amounts recoverable in cash or in kind or for value to be received:		
a) On Capital Account	230,67,819	225,96,114
b) to suppliers	18,40,410	68,75,941
c) Service providers	8,59,302	4,60,968
4. Prepaid Expenses		
a) Insurance		
b) Internet	54,527	39,820
c) Others	11,70,869	16,20,631
5. Deposits	64,72,814	54,81,303
a) Telephone		
b) Lease Rent	51,239	46,249
c) Electricity	2,95,000	3,18,000
d) MCI, if applicable	19,18,950	19,18,950
e) Security deposit	-	-
f) Gas deposit	750	750
g) AP Food Processing Society	6,800	6,800
6. Income Accrued	50,000	50,000
a) On Inv. Earmarked/Endowment Funds		
b) On Investments-Others	-	-
c) On Loans and Advances	-	-
d) Fee receivable		
7. Other receivable	216,30,558	98,88,771
a) Debit balances in Sponsored Projects		
b) Debit balances in Fellowship & Scholarship	-	-
c) Grants Recoverable	-	-
d) TDS Receivables	-	-
e) TCS Receivables	57,71,770	46,08,574
f) Others	3,60,326	3,60,326
8. Claims Receivable	24,500	-
	-	-
TOTAL	641,64,402	547,50,271



VIGNAN'S FOUNDATION FOR SCIENCE, TECHNOLOGY AND RESEARCH
VADLAMUDI

SCHEDULE 10 - ACADEMIC RECEIPTS

Particulars	As at 31.03.2018	As at 31.03.2017
FEE FROM STUDENTS		
Academic		
1. Tuition Fee	6404,41,021	5086,57,003
2. Admission Fee	424,19,128	383,66,100
3. Campus Recruitment Training Fee	-	-
Total (A)	6828,60,149	5470,23,103
Examinations		
1. Admission-test Fee	108,77,972	76,56,586
2. Annual Examination Fee	324,34,746	317,71,350
3. Mark Sheet, Certificate Fee	34,41,000	36,55,450
Total (B)	467,53,718	430,83,386
Other fees		
1. Identity Card Fee	1,87,660	1,53,180
2. Consultancy and other receipts	66,16,710	67,28,736
3. Medical Fee	-	-
4. Transportation Fee	-	-
5. Other Receipts		
i) Non Govt Research Grants	56,64,240	51,00,700
ii) Consultancy Receipts	106,76,800	65,87,325
iii) Receipts from non govt bodies for infrastructure	85,00,000	30,00,000
iv) Receipts from Alumni Contribution	19,76,000	14,92,000
Total (C)	336,21,410	230,61,941
Sale of Publications		
1. Sale of Syllabus and Question Paper, etc.	-	-
2. Sale of Prospectus including Admission Forms	-	-
Total (D)	-	-
GRAND TOTAL (A+B+C+D)	7632,35,277	6131,68,429



VIGNAN'S FOUNDATION FOR SCIENCE, TECHNOLOGY AND RESEARCH
VADLAMUDI

SCHEDULE 11 - GRANTS & DONATIONS (Irrevocable Grants & Subsidies Received)

Particulars	As at 31.03.2018	As at 31.03.2017
1) Central Government	-	-
2) State Government(s)	-	-
3) Government Agencies	-	-
4) Institutions/Welfare Bodies	-	-
5) International Organisations	-	-
6) Others (Specify)	-	-
TOTAL	-	-

SCHEDULE 12 - INCOME FROM INVESTMENTS

Particulars	As at 31.03.2018	As at 31.03.2017
1) Capital Gain on MF Investments	11,83,619	-
2) Others (specify)	-	-
TOTAL	11,83,619	-

SCHEDULE 13 - OTHER INCOME

Particulars	As at 31.03.2018	As at 31.03.2017
A. Income from Land & Building		
1. Hostel Room Rent	-	-
2. License Fee	-	-
3. Hire Charges of Auditorium/Play Ground/ Convention Centre, etc.,	-	-
4. Electricity & Water Charges	-	-
Total	-	-
B. Sale of Institute's publications	-	-
C. Income from holding events		
1. Gross Receipts from Annual Function/Sports Carnival	-	-
Less: Direct Exp. on the Annual Function/Sports Carnival	-	-
2. Gross Receipts from Fetes	-	-
Less: Direct Expenditure incurred on the Fetes	-	-
3. Gross Receipts for Educational Tours	-	-
Less: Direct Expenditure incurred on the Tours	-	-
4. Others (to be specified and separately disclosed)	-	-
Total	-	-
D. Interest on Term Deposits:		
a) With Scheduled Banks (FDRs)	116,06,335	121,64,484
b) With Non-Scheduled Banks	-	-
c) With Institutions	-	-
d) Others	-	-
Total	116,06,335	121,64,484
E. Interest on Savings Accounts:		



Particulars	As at 31.03.2018	As at 31.03.2017
a) With Scheduled Banks	58,07,143	68,39,875
b) With Non-Scheduled Banks	-	-
c) With Institutions	-	-
d) Others	-	-
Total	58,07,143	68,39,875
F. Interest On Loans:		
a) Employees/Staff	-	-
b) Others	-	-
Total	-	-
G. Interest on Debtors and Other Receivables	-	-
H. Others		
1. RTI Fee	-	-
2. Income from Royalty	-	-
3. Sale of Application Forms (Recruitment)	-	-
4. Application Fee	-	-
5. Profit on Sale/Disposal of Assets:	-	-
a) Owned Assets	-	-
b) Assets acquired out of Grants/received Free of Cost	-	-
6. Others	-	-
7. Prior Period Adjustments	-	-
Total	-	-
GRAND TOTAL (A+B+C+D+E+F+G+H)	174,13,478	190,04,358



VIGNAN'S FOUNDATION FOR SCIENCE, TECHNOLOGY AND RESEARCH
VADLAMUDI

SCHEDULE 14 - STAFF PAYMENTS & BENEFITS

Particulars	As at 31.03.2018	As at 31.03.2017
a) Salaries and Wages		
Teaching Staff	1872,01,176	1656,38,594
Non-Teaching Staff	510,39,459	454,74,689
b) Incentives	16,38,999	9,45,765
c) Contribution to Provident Fund	67,04,936	63,67,122
d) Staff Welfare Expenses	34,97,930	34,03,092
e) Honorarium	8,00,959	7,93,479
f) Faculty Development	61,57,121	42,31,042
g) Staff Recruitment expenses	7,24,055	5,86,547
h) Contribution to ESI	7,87,868	6,15,100
TOTAL	2585,52,503	2280,55,430

SCHEDULE 15- ACADEMIC EXPENSES

Particulars	As at 31.03.2018	As at 31.03.2017
a) Laboratory Expenses	15,89,242	14,20,591
b) Field Work/Participation	6,82,859	2,35,611
c) Seminar/Workshop	17,74,373	26,12,796
d) Payment to Visiting Faculty	33,38,447	27,74,715
e) Seed Money	55,00,000	16,00,000
f) Examination Expenses	138,93,852	123,74,477
g) Student Welfare Expenses	31,56,261	91,60,551
h) Admission Expenses	298,18,475	232,65,586
i) Convocation Expenses	37,36,684	38,03,365
j) Publications	1,29,990	-
k) Stipend/Means-cum-Merit Scholarship	23,29,750	28,22,000
l) Training & Placement Expenses	140,15,660	78,71,783
TOTAL	799,65,593	679,41,475



VIGNAN'S FOUNDATION FOR SCIENCE, TECHNOLOGY AND RESEARCH
VADLAMUDI

SCHEDULE 16 - ADMINISTRATIVE AND GENERAL EXPENSES

Particulars	As at 31.03.2018	As at 31.03.2017
a) Electricity and Power	201,24,283	178,69,104
b) Rates, Taxes and Licences	34,37,034	32,12,813
c) Postage & Telegram	7,86,725	4,98,884
d) Telephone and Internet Charges	14,59,754	17,02,725
e) Printing and Stationary	17,97,727	31,53,890
f) Traveling and Conveyance Expenses	24,61,054	19,57,145
g) Expenses on Seminar / Workshops	3,92,198	27,92,734
h) Rent	21,55,981	26,24,472
i) Auditors Remuneration	5,70,300	5,52,000
j) Advertisement and Publicity	454,13,506	381,41,206
k) Magazines & Journals	4,73,758	6,57,527
l) Miscellaneous Expenses	1,60,601	1,97,251
m) Functions & Celebrations	98,87,739	73,76,476
n) Research & Development	548,86,660	511,96,520
o) Expenditure on e- Journals	78,78,820	54,97,501
p) Security Charges	89,34,382	86,36,420
q) Meeting Expenses	9,09,345	13,57,794
r) Social Commitment Expenses	7,06,829	14,47,938
s) Legal charges	-	11,64,500
t) Prior period adjustments	-	-
TOTAL	1624,36,696	1500,36,900

SCHEDULE 17 - TRANSPORTATION EXPENSES

Particulars	As at 31.03.2018	As at 31.03.2017
1. Vehicles (Owned by Educational Institution)		
a) Running Expenses	10,09,084	10,62,191
b) Repairs & Maintenance	4,23,095	3,77,592
c) Insurance Expenses	78,858	60,481
2. Vehicles (Not-owned by Educational Institution)		
a) Running, Repairs & Maintenance Expenses	7,82,784	11,28,020
TOTAL	22,93,821	26,28,284



VIGNAN'S FOUNDATION FOR SCIENCE, TECHNOLOGY AND RESEARCH
VADLAMUDI

SCHEDULE 18 - REPAIRS & MAINTENANCE

Particulars	As at 31.03.2018	As at 31.03.2017
a) Building	23,91,284	39,45,767
b) Fixtures	3,22,898	2,78,020
c) Plant & Machinery	4,42,888	2,09,282
d) Office/Sports Equipments	17,14,601	10,15,788
e) Computer Maintenance (including Softwares)	10,73,914	7,56,536
f) University Maintenance	74,92,683	28,04,944
g) Electrical Maintenance	6,73,386	11,10,236
TOTAL	141,11,654	101,20,573

SCHEDULE 19 - FINANCE COSTS

Particulars	As at 31.03.2018	As at 31.03.2017
a) Interest on Car loan	1,93,514	2,73,657
b) Interest on SOD Loan	6,19,198	7,67,932
c) Interest on term loan	257,18,423	340,72,676
d) Interest on Deposit Loans	88,482	5,67,068
e) Bank charges	2,06,025	7,82,437
TOTAL	268,25,642	364,63,771

SCHEDULE 20 - DEPRECIATION

Particulars	As at 31.03.2018	As at 31.03.2017
Depreciation	726,42,921	729,56,341
TOTAL	726,42,921	729,56,341



We have examined the balance sheet of Vignans Foundation For Science Technology And Research, AABTV13150 [name and PAN of the trust or institution] as at 31/03/2017 and the Profit and loss account for the year ended on that date which are in agreement with the books of account maintained by the said trust or institution.

We have obtained all the information and explanations which to the best of our knowledge and belief were necessary for the purposes of the audit. In our opinion, proper books of account have been kept by the head office and the branches of the abovenamed trust visited by us so far as appears from our examination of the books, and proper Returns adequate for the purposes of audit have been received from branches not visited by us, subject to the comments given below:

In our opinion and to the best of our information, and according to information given to us, the said accounts give a true and fair view-

(i) in the case of the balance sheet, of the state of affairs of the above named trust as at 31/03/2017 and

(ii) in the case of the profit and loss account, of the profit or loss of its accounting year ending on 31/03/2017

The prescribed particulars are annexed hereto.

Place Guntur
Date 30/09/2017

Name B. Srinivasa Rao
Membership Number 208788
FRN (Firm Registration Number) 002798S
Address D. No. 5-87-129, Main Road, Lakshmiipuram, Guntur.

ANNEXURE
Statement of particulars
I. APPLICATION OF INCOME FOR CHARITABLE OR RELIGIOUS PURPOSES

1.	Amount of income of the previous year applied to charitable or religious purposes in India during that year (₹)	612025258
2.	Whether the trust has exercised the option under clause (2) of the Explanation to section 11(1)? If so, the details of the amount of income deemed to have been applied to charitable or religious purposes in India during the previous year (₹)	Yes 20147530
3.	Amount of income accumulated or set apart for application to charitable or religious purposes, to the extent it does not exceed 15 per cent of the income derived from property held under trust wholly for such purposes. (₹)	No
4.	Amount of income eligible for exemption under section 11(1)(c) (Give details)	No
5.	Amount of income, in addition to the amount referred to in item 3 above, accumulated or set apart for specified purposes under section 11(2) (₹)	0
6.	Whether the amount of income mentioned in item 5 above has been invested or deposited in the manner laid down in section 11(2)(b)? If so, the details thereof.	No
7.	Whether any part of the income in respect of which an option was exercised under clause (2) of the Explanation to section 11(1) in any earlier year is deemed to be income of the previous year under section 11(1B)? If so, the details thereof (₹)	No
8.	Whether, during the previous year, any part of income accumulated or set apart for specified purposes under section 11(2) in any earlier year-	
(a)	has been applied for purposes other than charitable or religious purposes or has ceased to be accumulated or set apart for application thereto, or	No
(b)	has ceased to remain invested in any security referred to in section 11(2)(b)(i) or deposited in any account referred to in section 11(2)(b)(ii) or section 11(2)(b)(iii), or	No
(c)	has not been utilised for purposes for which it was accumulated or set apart during the period for which	No

it was to be accumulated or set apart, or in the year immediately following the expiry thereof? If so, the details thereof

II. APPLICATION OR USE OF INCOME OR PROPERTY FOR THE BENEFIT OF PERSONS REFERRED TO IN SECTION 13(3)

1.	Whether any part of the income or property of the trust was lent, or continues to be lent, in the previous year to any person referred to in section 13(3) (hereinafter referred to in this Annexure as such person)? If so, give details of the amount, rate of interest charged and the nature of security, if any.	No
2.	Whether any part of the income or property of the trust was made, or continued to be made, available for the use of any such person during the previous year? If so, give details of the property and the amount of rent or compensation charged, if any.	No
3.	Whether any payment was made to any such person during the previous year by way of salary, allowance or otherwise? If so, give details	No
4.	Whether the services of the trust were made available to any such person during the previous year? If so, give details thereof together with remuneration or compensation received, if any	No
5.	Whether any share, security or other property was purchased by or on behalf of the trust during the previous year from any such person? If so, give details thereof together with the consideration paid	No
6.	Whether any share, security or other property was sold by or on behalf of the trust during the previous year to any such person? If so, give details thereof together with the consideration received	No
7.	Whether any income or property of the trust was diverted during the previous year in favour of any such person? If so, give details thereof together with the amount of income or value of property so diverted	No
8.	Whether the income or property of the trust was used or applied during the previous year for the benefit of any such person in any other manner? If so, give details	No

III. INVESTMENTS HELD AT ANY TIME DURING THE PREVIOUS YEAR(S) IN CONCERNS IN WHICH PERSONS REFERRED TO IN SECTION 13(3) HAVE A SUBSTANTIAL INTEREST

S. No	Name and address of the concern	Where the concern is a company, number and class of shares held	Nominal value of the investment(₹)	Income from the investment(₹)	Whether the amount in col. 4 exceeded 5 per cent of the capital of the concern during the previous year-say, Yes/No
Total					

Place
Date

Guntur
30/09/2017

Name
Membership Number
FRN (Firm Registration Number)
Address

B. Srinivasa Rao
208788
002798S
D. No. 5-87-129, Main Road, Lakshmiipuram, Guntur


Form Filing Details

Revision/Original	Original
-------------------	----------

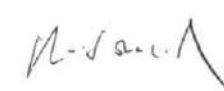
VIGNAN'S FOUNDATION FOR SCIENCE, TECHNOLOGY AND RESEARCH
VADLAMUDI
BALANCE SHEET AS AT 31.03.2017

PARTICULARS	Schedule	₹ As at 31.03.2017	₹ As at 31.03.2016
SOURCES OF FUNDS:			
UNRESTRICTED FUNDS			
Corpus Fund	1	50,101,116	50,101,116
General Fund	2	485,569,275	421,599,260
Designated/Earmarked Funds		-	-
RESTRICTED FUNDS			
	3	5,610,234	8,558,976
LOANS/BORROWINGS			
Secured Loans	4	451,507,138	387,355,853
Un-Secured Loans		-	-
CURRENT LIABILITIES AND PROVISIONS			
	5	61,330,958	45,667,144
TOTAL		1,054,118,720	913,282,349
APPLICATION OF FUNDS:			
FIXED ASSETS			
Tangible Assets	6	567,910,125	510,736,742
Intangible Assets		3,925,065	2,549,552
Capital Work-in-Progress		1,421,719	27,902,043
INVESTMENTS			
Long Term		-	-
Short Term		-	-
CURRENT ASSETS			
	7	426,111,540	293,409,525
LOANS, ADVANCES AND DEPOSITS			
	8	54,750,271	78,684,488
TOTAL		1,054,118,720	913,282,349

for Vignan's Foundation For Science,
Technology and Research


Managing Trustee

As per our report even date annexed
for M/s Punnaiah & Co
Chartered Accountants


Partner

Place: Vadlamudi

Date: 30.09.2017

VIGNAN'S FOUNDATION FOR SCIENCE, TECHNOLOGY AND RESEARCH
VADLAMUDI
INCOME AND EXPENDITURE ACCOUNT FOR THE YEAR ENDED 31.03.2017

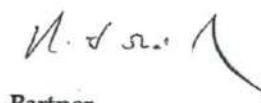
Particulars	Schedule	Current Year					₹	₹
		Unrestricted Funds			Restricted Funds	Total	Total	Total
		Corpus Fund	Designated Fund	General Fund				
INCOME								
Academic Receipts	9	-	-	613,168,429	-	613,168,429	534,541,409	
Grants & Donations	10	-	-	-	-	-	-	
Income from Investments		-	-	-	-	-	-	
Other Incomes	11	-	-	19,004,358	-	19,004,358	9,207,449	
TOTAL (A)		-	-	632,172,788	-	632,172,788	543,748,858	
EXPENDITURE								
Staff Payments & Benefits	12	-	-	228,055,430	-	228,055,430	218,297,091	
Academic Expenses	13	-	-	67,941,475	-	67,941,475	64,349,505	
Administrative & General Expenses	14	-	-	150,036,900	-	150,036,900	125,297,921	
Transportation Expenses	15	-	-	2,628,284	-	2,628,284	2,432,671	
Repairs & Maintenance	16	-	-	10,120,573	-	10,120,573	9,954,021	
Finance Costs	17	-	-	36,463,771	-	36,463,771	25,345,150	
Depreciation	18	-	-	72,956,341	-	72,956,341	60,041,317	
TOTAL (B)		-	-	568,202,773	-	568,202,773	505,717,676	
Balance being Excess of Income over Expenditure (A-B)		-	-	63,970,015	-	63,970,015	38,031,181	
Transfer to/from Designated Fund								
Building Fund		-	-	-	-	-	-	
Corpus Fund		-	-	-	-	-	-	
Balance Being Surplus/(Deficit) Carried to General Fund		-	-	63,970,015	-	63,970,015	38,031,181	
Notes on Accounts								

for Vignan's Foundation For Science,
 Technology and Research


 Managing Trustee

Place: Vadlamudi
 Date: 30.09.2017

As per our report even date annexed
 for M/s Punnaiah & Co
 Chartered Accountants


 Partner



VIGNAN'S FOUNDATION FOR SCIENCE, TECHNOLOGY AND RESEARCH: VADLAMUDI.

SCHEDULES FORMING PART OF BALANCE SHEET AS AT 31.03.2017

SCHEDULE -1 CORPUS FUND

Particulars	As at 31.03.2017	As at 31.03.2016
Balance as at the beginning of the year	501,01,116	501,01,116
Add: Contributions/yearmarked towards Corpus	-	-
Deduct: Asset written off during the year created out of Corpus	-	-
BALANCE AT THE YEAR-END	501,01,116	501,01,116

SCHEDULE -2 GENERAL FUND

Particulars	As at 31.03.2017	As at 31.03.2016
Balance as at the beginning of the year	4850,01,021	3835,68,079
Add: Contributions towards General Fund	-	-
Add: Balance of Net Surplus/(Deficit) transferred from the Income and Expenditure Account	1409,33,365	1014,32,943
BALANCE AT THE YEAR-END	6259,34,387	4850,01,021



VIGNAN'S FOUNDATION FOR SCIENCE, TECHNOLOGY AND RESEARCH: VADLAMUDI.
SCHEDULES FORMING PART OF BALANCE SHEET AS AT 31.03.2017

SCHEDULE 3 - RESTRICTED FUNDS

Particulars	FUND WISE BREAK UP				TOTAL	
	FUND AA	FUND BB	FUND CC	FUND DD	As at 31.03.2017	As at 31.03.2016
a) Opening balance of the funds	85,58,976	-	-	-	85,58,976	73,17,194
b) Additions to the Funds:						
i. Grants from Government Agencies (Net)	90,82,977	-	-	-	90,82,977	125,98,690
ii. Income from Investments made on account of Funds	-	-	-	-	-	-
iii. Accrued interest on Investments on account of Funds	10,922	-	-	-	10,922	-
iv. Other additions (Transfer of unrealised DST project funds)	21,19,210	-	-	-	21,19,210	1,28,353
TOTAL (a+b)	197,72,085	-	-	-	197,72,085	200,44,237
c) Utilisation/Expenditure towards objectives of funds						
i. Capital Expenditure						
Equipment	60,16,097	-	-	-	60,16,097	60,89,715
Others	-	-	-	-	-	-
Total	60,16,097	-	-	-	60,16,097	60,89,715
ii. Revenue Expenditure						
Salaries, Wages and Allowances, etc.,	28,48,488	-	-	-	28,48,488	20,19,513
Rent	-	-	-	-	-	-
Other Administrative Expenses	52,97,266	-	-	-	52,97,266	33,76,033
Total	81,45,754	-	-	-	81,45,754	53,95,546
TOTAL (c)	141,61,851	-	-	-	141,61,851	114,85,261
NET BALANCE AS AT THE YEAR-END (a+b-c)					56,10,234	85,58,976



VIGNAN'S FOUNDATION FOR SCIENCE, TECHNOLOGY AND RESEARCH: VADLAMUDI.
SCHEDULES FORMING PART OF BALANCE SHEET AS AT 31.03.2017

SCHEDULE 4 - LOANS/BORROWINGS

SECURED LOANS

Particulars	As at 31.03.2017	As at 31.03.2016
1. Central Government		
2. State Government (Specify)	-	-
3. Financial Institutions	-	-
a) Term Loans		
b) Interest accrued and due	-	-
4. Banks:	-	-
a) Term Loans		
UCO Bank Car Loan - 21890610018019		
UCO Bank Car Loan - 21890610019986	3,17,909	3,83,691
HDFC Bank Car Loan - 27091598	3,40,885	4,48,878
PNB Term Loan, Gnt TL A/c No.019500IF00000028	13,46,999	19,49,676
-Interest accrued and due	2696,86,600	2999,39,739
b) Other Loans	27,60,039	17,10,763
PNB Gnt OD A/c No.0195009300026829		-
Dhanlaxmi Bank OD A/c No.309	1269,98,526	-
-Interest accrued and due	499,99,527	823,76,554
5. Other Institutions and Agencies	56,653	5,46,552
6. Debentures and Bonds	-	-
7. Others (Specify)	-	-
	-	-
Total		
Note: Amounts due within one year		

UNSECURED LOANS

Particulars	As at 31.03.2017	As at 31.03.2016
1. Central Government		
2. State Government (Specify)	-	-
3. Financial Institutions	-	-
4. Banks:	-	-
a) Term Loans		
b) Other Loans (specify)	-	-
5. Other Institutions and Agencies	-	-
6. Debentures and Bonds	-	-
7. Fixed Deposits	-	-
	-	-
Total	-	-
Note: Amounts due within one year	-	-
	-	-



VIGNAN'S FOUNDATION FOR SCIENCE, TECHNOLOGY AND RESEARCH: VADLAMUDI.
SCHEDULES FORMING PART OF BALANCE SHEET AS AT 31.03.2017

SCHEDULE 5 - CURRENT LIABILITIES & PROVISIONS


Particulars	As at 31.03.2017	As at 31.03.2016
A. CURRENT LIABILITIES		
1. Deposits from Staff		
2. Deposits from Students	4,43,650	4,55,003
3. Sundry Creditors	-	-
a) For Goods & Services	-	-
b) others	173,75,639	263,09,258
c) Receipts from other units	-	-
3. Advance Fee Collections		
4. Interest accrued but not due on:	36,08,571	11,92,435
a) Secured Loans/Borrowings		
b) Un-Secured Loans/Borrowings	-	-
5. Statutory Liabilities (GPF,TDS,WC TAX,CPF,GIS,NPS):		
a) Overdue		
b) TDS Payable		
c) Professional Tax Due	41,32,941	21,73,344
d) Provident Fund Payable	81,900	74,250
e) ESI Contribution Payable	19,02,688	4,60,453
f) Others	22,936	
6. Other Current Liabilities		
a) Salaries		
b) Receipts against Sponsored Projects	180,93,106	5,25,145
c) Receipts against Sponsored Fellowships & Scholarships	-	-
d) Unutilised Grants	-	-
e) Grants in Advance	-	-
f) Miscellaneous Funds		
g) Other Liabilities		
h) Scholarships	109,96,217	102,06,140
	-	-
TOTAL (A)	566,57,648	413,96,028
B. PROVISIONS		
1. For Taxation		
2. Gratuity	-	-
3. Superannuation/Pension	-	-
4. Accumulated Leave Encashment	-	-
5. LIC Premium Payable	-	-
6. Trade Warranties/Claims	1,94,902	1,71,159
7. Others (Specify)	-	-
	-	-
TOTAL (B)	1,94,902	1,71,159
TOTAL (A+B)	568,52,550	415,67,187



VIGNAN'S FOUNDATION FOR SCIENCE, TECHNOLOGY AND RESEARCH: VADLAMUDI.
SCHEDULES FORMING PART OF BALANCE SHEET AS AT 31.03.2017

SCHEDULE 6 - FIXED ASSETS

Particulars	Depreciation Rate	GROSS BLOCK				DEPRECIATION					NET BLOCK	
		Cost/valuation As at beginning of the Year	Additions during the Year	Deductions during the Year	Cost/valuation at the Year-end	As at the beginning of the Year	On Openings During the Year	On Additions During the Year	On Deductions during the Year	Total up to the Year-end	As at the Current Year-end	As at the Previous Year-end
I. Land:												
a) Freehold	0	32,063,708	16,650,750	0	48,714,458	0	0	0	0	0	48,714,458	32,063,708
b) Leasehold		0	0	0	0	0	0	0	0	0	0	0
II. Buildings:												
a) On Freehold Land		0	0	0	0	0	0	0	0	0	0	0
b) On Leasehold Land	10	463,232,562	35,000,000	0	498,232,562	113,167,594	35,006,497	1,750,000	0	149,924,091	348,308,471	350,064,968
c) Ownership Flats/Premises		0	0	0	0	0	0	0	0	0	0	0
d) Superstructures on Land not belonging to Educational Institutions		0	0	0	0	0	0	0	0	0	0	0
III. Plants, machinery & equipment	15	43,027,022	2,969,146	0	45,996,168	10,255,327	4,915,754	334,568	0	15,505,649	30,490,519	32,771,695
IV. Furniture & fixtures	10	50,399,731	6,156,474	0	56,556,205	11,361,948	3,903,778	578,099	0	15,843,825	40,712,380	39,037,783
V. Office Equipment	15	1,727,484	476,823	0	2,204,307	744,376	147,466	59,557	0	951,399	1,252,908	983,108
VI. Computer/peripherals	60	26,845,658	9,156,198	0	36,001,856	21,701,122	3,086,721	4,536,467	0	29,324,310	6,677,546	5,144,536
VII. Electric Installations	15	14,120,926	2,898,805	0	17,019,731	3,948,942	1,525,798	310,176	0	5,784,916	11,234,815	10,171,984
VIII. Library books	60	13,379,691	2,169,825	0	15,549,516	9,958,466	2,052,735	769,090	0	12,780,291	2,769,225	3,421,225
IX. Tube wells & water supply		0	0	0	0	0	0	0	0	0	0	0
XI. Lab Equipment	15	25,133,057	16,302,994	0	41,436,051	7,709,198	2,613,579	1,520,440	0	11,843,217	29,592,834	17,423,859
XII. Sports Equipment	15	1,477,843	287,089	0	1,764,932	486,757	148,663	21,532	0	656,952	1,107,980	991,086
XIV. Vehicles	15	7,366,755	260,000	0	7,626,755	2,068,998	794,664	19,500	0	2,883,162	4,743,593	5,297,757
XVII. University equipment	15	6,666,261	8,037,551	0	14,703,812	1,587,844	761,763	981,040	0	3,330,647	11,373,165	5,078,417
XVIII. Research & Development Equipment												
a) Computer Equipment	60	6,627,854	39,600	0	6,667,454	5,375,948	751,144	23,760	0	6,150,852	516,602	1,251,906
b) Computer Software	25	3,325,568	0	0	3,325,568	1,751,503	393,516	0	0	2,145,019	1,180,549	1,574,065
c) Lab Equipment	15	7,490,127	28,230,612	0	35,720,739	2,296,858	778,990	4,068,208	0	7,144,056	28,576,683	5,193,269
d) Library Books	60	1,196,022	0	0	1,196,022	1,086,667	65,613	0	0	1,152,280	43,742	109,355
e) Solar Vehicle	15	85,332	7,370	0	92,702	17,832	10,125	553	0	28,510	64,192	67,500
f) Vignan Viranchi Electric vehicle	15	115,130	0	0	115,130	24,609	13,578	0	0	38,187	76,943	90,521
g) Green House Project - Bio-Tech Dept	10	0	353,266	0	353,266	0	0	17,663	0	17,663	335,603	0
h) Student Project "Go Kart" - Mech Dept	15	0	155,325	0	155,325	0	0	17,408	0	17,408	137,917	0
XIV. Computer Software	25	3,555,847	2,353,409	0	5,909,256	1,006,295	637,388	340,508	0	1,994,191	3,925,065	2,549,552
A. Total of CURRENT YEAR		707,836,578	131,505,237	0	839,341,815	194,550,284	57,607,772	15,348,569	0	267,506,625	571,835,190	513,286,294
PREVIOUS YEAR		27,902,043	27,902,043	0	27,902,043	0	0	0	0	0	27,902,043	5,798,966
XII. Capital Work-in-Progress		0	34,180,078	0	34,180,078	0	0	0	0	0	34,180,078	83,173,967
TRANSFER TO ASSETS		0	60,660,402	0	60,660,402	0	0	0	0	0	1,421,719	27,902,043
B. NET WORK-IN-PROGRESS		27,902,043	1,421,719	0	1,421,719	0	0	0	0	0	573,256,909	541,188,336
TOTAL (A+B)		735,738,621	132,926,956	0	840,765,534	194,550,284	57,607,772	15,348,569	0	267,506,625	573,256,909	541,188,336



VIGNAN'S FOUNDATION FOR SCIENCE, TECHNOLOGY AND RESEARCH
VADLAMUDI

SCHEDULE 7 - CURRENT ASSETS

Particulars	As at 31.03.2017	As at 31.03.2016
1. Stock:		
a) Stores and Spares	-	-
b) Loose Tools	-	-
c) Publications	-	-
d) Unifroms	-	-
2. Sundry Debtors (Fee Receivables):		
a) Outstanding for a period exceeding six months	-	-
b) Others	-	-
3. Cash Balances in hand (including cheques/ drafts and imprest)	28,973	2,69,639
4. Bank Balances (to be further classified as pertaining to earmarked fund or otherwise)		
a) With Scheduled Banks:		
In Current Accounts	149,93,018	118,10,435
In Term Deposit Accounts	1444,09,424	1290,17,610
In Savings Accounts	2666,80,125	1523,11,841
b) With Non-Scheduled Banks:		
In Current Accounts	-	-
In term deposit Accounts	-	-
In Savings Accounts	-	-
5. Post Office- Savings Accounts	-	-
TOTAL		



VIGNAN'S FOUNDATION FOR SCIENCE, TECHNOLOGY AND RESEARCH
VADLAMUDI

SCHEDULE 8 - LOANS, ADVANCES & DEPOSITS

Particulars	As at 31.03.2017	As at 31.03.2016
1. Advances to Employees:		
(Non-interest bearing)		
a) Salary		
b) Festival	35,100	1,27,909
c) LTC	-	-
d) Medical Advance	-	-
e) Other (Advances for Expenditure)	-	-
2. Long Term Advances to Employees:	4,41,974	6,56,572
(Interest bearing)		
a) Vehicle loan		
b) Home loan	-	-
c) Others (to be specified)	-	-
3. Advances and other amounts recoverable in cash or in kind or for value to be received:		
a) On Capital Account		
b) to suppliers	225,96,114	177,24,000
c) Service providers	68,75,941	119,08,740
4. Prepaid Expenses	4,60,968	7,09,202
a) Insurance		
b) Internet	39,820	5,20,035
c) Others	16,20,631	20,70,231
5. Deposits	54,81,303	40,92,870
a) Telephone		
b) Lease Rent		
c) Electricity		
d) MCI, if applicable	19,18,950	16,32,750
e) Security deposit	-	-
f) Gas deposit	750	750
g) AP Food Processing Society	6,800	6,800
6. Income Accrued	50,000	50,000
a) On Inv. Earmarked/Endowment Funds		
b) On Investments-Others	-	-
c) On Loans and Advances	-	-
d) Fee receivable		
7. Other receivable	98,88,771	349,82,531
a) Debit balances in Sponsored Projects		
b) Debit balances in Fellowship & Scholarship	-	-
c) Grants Recoverable	-	-
d) TDS Receivables	-	-
e) TCS Receivables	46,08,574	33,88,498
f) Others	3,60,326	3,60,326
8. Claims Receivable	-	25,000
	-	-
TOTAL	543,86,022	782,56,214



VIGNAN'S FOUNDATION FOR SCIENCE, TECHNOLOGY AND RESEARCH
VADLAMUDI

SCHEDULE 9 - ACADEMIC RECEIPTS

Particulars	As at 31.03.2017	As at 31.03.2016
FEE FROM STUDENTS		
Academic		
1. Tuition Fee	5086,57,003	4502,99,707
2. Admission Fee	383,66,100	194,70,000
3. Campus Recruitment Training Fee	-	-
Total (A)	5470,23,103	4697,69,707
Examinations		
1. Admission-test Fee	76,56,586	112,92,960
2. Annual Examination Fee	317,71,350	302,32,740
3. Mark Sheet, Certificate Fee	36,55,450	26,82,000
Total (B)	430,83,386	442,07,700
Other fees		
1. Identity Card Fee	1,53,180	4,92,634
2. Consultancy and other receipts	67,28,736	57,84,248
3. Medical Fee	-	-
4. Transportation Fee	-	-
5. Other Receipts		
i) Non Govt Research Grants	51,00,700	42,45,120
ii) Consultancy Receipts	65,87,325	25,64,000
iii) Receipts from non govt bodies for infrastructure	30,00,000	65,00,000
iv) Receipts from Alumni Contribution	14,92,000	9,78,000
Total (C)		
Sale of Publications		
1. Sale of Syllabus and Question Paper, etc.	-	-
2. Sale of Prospectus including Admission Forms	-	-
Total (D)	-	-
GRAND TOTAL (A+B+C+D)	5901,06,488	5139,77,407



VIGNAN'S FOUNDATION FOR SCIENCE, TECHNOLOGY AND RESEARCH
VADLAMUDI

SCHEDULE 10 - GRANTS & DONATIONS (Irrevocable Grants & Subsidies Received)

Particulars	As at 31.03.2017	As at 31.03.2016
1) Central Government	-	-
2) State Government(s)	-	-
3) Government Agencies	-	-
4) Institutions/Welfare Bodies	-	-
5) International Organisations	-	-
6) Others (Specify)	-	-
TOTAL	-	-

SCHEDULE 11 - OTHER INCOME

Particulars	As at 31.03.2017	As at 31.03.2016
A. Income from Land & Building		
1. Hostel Room Rent	-	-
2. License Fee	-	-
3. Hire Charges of Auditorium/Play Ground/ Convention Centre, etc.,	-	-
4. Electricity & Water Charges	-	-
Total	-	-
B. Sale of Institute's publications	-	-
C. Income from holding events		
1. Gross Receipts from Annual Function/Sports Carnival	-	-
Less: Direct Exp. on the Annual Function/Sports Carnival	-	-
2. Gross Receipts from Fetes	-	-
Less: Direct Expenditure incurred on the Fetes	-	-
3. Gross Receipts for Educational Tours	-	-
Less: Direct Expenditure incurred on the Tours	-	-
4. Others (to be specified and separately disclosed)	-	-
Total	-	-
D. Interest on Term Deposits:		
a) With Scheduled Banks (FDRs)	121,64,484	91,42,383
b) With Non-Scheduled Banks	-	-
c) With Institutions	-	-
d) Others	-	-
Total	121,64,484	91,42,383
E. Interest on Savings Accounts:		
a) With Scheduled Banks	68,39,875	65,066
b) With Non-Scheduled Banks	-	-
c) With Institutions	-	-
d) Others	-	-
Total	68,39,875	65,066
F. Interest On Loans:		



Particulars	As at 31.03.2017	As at 31.03.2016
a) Employees/Staff	-	-
b) Others	-	-
Total	-	-
G. Interest on Debtors and Other Receivables	-	-
H. Others		
1. RTI Fee	-	-
2. Income from Royalty	-	-
3. Sale of Application Forms (Recruitment)	-	-
4. Application Fee	-	-
5. Profit on Sale/Disposal of Assets:		
a) Owned Assets	-	-
b) Assets acquired out of Grants/received Free of Cost	-	-
6. Others	-	-
7. Prior Period Adjustments	-	-
Total	-	-
GRAND TOTAL (A+B+C+D+E+F+G+H)	190,04,358	92,07,449



**VIGNAN'S FOUNDATION FOR SCIENCE, TECHNOLOGY AND RESEARCH
VADLAMUDI**

SCHEDULE 12 - STAFF PAYMENTS & BENEFITS

Particulars	As at 31.03.2017	As at 31.03.2016
a) Salaries and Wages		
Teaching Staff	1656,38,594	1546,56,728
Non-Teaching Staff	454,74,689	429,61,450
b) Incentives	9,45,765	29,49,340
c) Contribution to Provident Fund	63,67,122	62,88,211
d) Staff Welfare Expenses	34,03,092	50,46,516
e) Honorarium	7,93,479	8,27,098
f) Faculty Development	42,31,042	49,17,150
g) Staff Recruitment expenses	5,86,547	6,50,598
h) Contribution to ESI	6,15,100	-
TOTAL	2280,55,430	2182,97,091

SCHEDULE 13 - ACADEMIC EXPENSES

Particulars	As at 31.03.2017	As at 31.03.2016
a) Laboratory Expenses	14,20,591	9,93,958
b) Field Work/Participation	2,35,611	4,56,920
c) Seminar/Workshop	26,12,796	8,36,111
d) Payment to Visiting Faculty	27,74,715	13,86,500
e) Seed Money	16,00,000	10,00,000
f) Examination Expenses	123,74,477	107,22,603
g) Student Welfare Expenses	91,60,551	30,44,936
h) Admission Expenses	232,65,586	210,27,725
i) Convocation Expenses	38,03,365	28,96,721
j) Publications	-	2,17,960
k) Stipend/Means-cum-Merit Scholarship	28,22,000	39,56,500
l) Training & Placement Expenses	78,71,783	178,09,571
TOTAL	679,41,475	643,49,505



VIGNAN'S FOUNDATION FOR SCIENCE, TECHNOLOGY AND RESEARCH
VADLAMUDI

SCHEDULE 14 - ADMINISTRATIVE AND GENERAL EXPENSES

Particulars	As at 31.03.2017	As at 31.03.2016
a) Electricity and Power	17869104	18336814
b) Rates, Taxes and Licences	3212813	2369919
c) Postage & Telegram	498884	517087
d) Telephone and Internet Charges	1702725	1727670
e) Printing and Stationary	3153890	4621346
f) Traveling and Conveyance Expenses	1957145	2840829
g) Expenses on Seminar/Workshops	2792734	137019
h) Rent	2624472	3623866
i) Auditors Remuneration	552000	411825
j) Advertisement and Publicity	38141206	31016171
k) Magazines & Journals	657527	912470
l) Miscellaneous Expenses	197251	188490
m) Functions & Celebrations	7376476	5062252
n) Research & Development	51196520	39323635
o) Expenditure on e- Journals	5497501	4174886
p) Security Charges	8636420	8165219
q) Meeting Expenses	1357794	1054729
r) Social Commitment Expenses	1447938	504361
s) Legal charges	1164500	-
t) Prior period adjustments	0	309333
TOTAL	150036900	125297921

SCHEDULE 15 - TRANSPORTATION EXPENSES

Particulars	As at 31.03.2017	As at 31.03.2016
1. Vehicles (Owned by Educational Institution)		
a) Running Expenses	1062191	692291
b) Repairs & Maintenance	377592	126670
c) Insurance Expenses	60481	72769
2. Vehicles (Not-owned by Educational Institution)		
a) Running, Repairs & Maintenance Expenses	1128020	1540941
TOTAL	2628284	2432671



VIGNAN'S FOUNDATION FOR SCIENCE, TECHNOLOGY AND RESEARCH
VADLAMUDI

SCHEDULE 16 - REPAIRS & MAINTENANCE

Particulars	As at 31.03.2017	As at 31.03.2016
a) Building	39,45,767	6,07,520
b) Fixtures	2,78,020	5,36,706
c) Plant & Machinery	2,09,282	3,22,939
d) Office/Sports Equipments	10,15,788	8,60,362
e) Computer Maintenance (including Softwares)	7,56,536	7,27,128
f) University Maintenance	28,04,944	58,98,627
g) Electrical Maintenance	11,10,236	10,00,739
TOTAL	101,20,573	99,54,021

SCHEDULE 17 - FINANCE COSTS

Particulars	As at 31.03.2017	As at 31.03.2016
a) Interest on Car loan	2,73,657	3,27,797
b) Interest on SOD Loan	7,67,932	16,08,541
c) Interest on term loan	340,72,676	99,52,274
d) Interest on Deposit Loans	5,67,068	58,56,733
e) Bank charges	7,82,437	75,99,805
TOTAL	364,63,771	253,45,150

SCHEDULE 18 - DEPRECIATION

Particulars	As at 31.03.2017	As at 31.03.2016
Depreciation	729,56,341	600,41,317
TOTAL		



Audit report under section 12A(b) of the Income-tax Act, 1961, in the case of charitable or religious trusts or institutions

We have examined the balance sheet of Vignans Foundation For Science Technology And Research, AABTV13150 [name and PAN of the trust or institution] as at 31/03/2016 and the Profit and loss account for the year ended on that date which are in agreement with the books of account maintained by the said trust or institution.

We have obtained all the information and explanations which to the best of our knowledge and belief were necessary for the purposes of the audit. In our opinion, proper books of account have been kept by the head office and the branches of the abovenamed trust visited by us so far as appears from our examination of the books, and proper Returns adequate for the purposes of audit have been received from branches not visited by us, subject to the comments given below:

In our opinion and to the best of our information, and according to information given to us, the said accounts give a true and fair view-

(i) in the case of the balance sheet, of the state of affairs of the above named trust as at 31/03/2016 and

(ii) in the case of the profit and loss account, of the profit or loss of its accounting year ending on 31/03/2016

The prescribed particulars are annexed hereto.

Place
Date

GUNTUR
12/10/2016



Name
Membership Number
FRN (Firm Registration Number)
Address

B. Srinivasa Rao
208788
002798S
D. No. 5-87-129, Main Road, Lakshmiipuram, GUNTUR

ANNEXURE
Statement of particulars
I. APPLICATION OF INCOME FOR CHARITABLE OR RELIGIOUS PURPOSES

1.	Amount of income of the previous year applied to charitable or religious purposes in India during that year (₹)	38031182
2.	Whether the trust has exercised the option under clause (2) of the Explanation to section 11(1)? If so, the details of the amount of income deemed to have been applied to charitable or religious purposes in India during the previous year (₹)	No
3.	Amount of income accumulated or set apart for application to charitable or religious purposes, to the extent it does not exceed 15 per cent of the income derived from property held under trust wholly for such purposes. (₹)	No
4.	Amount of income eligible for exemption under section 11(1)(c) (Give details)	No
5.	Amount of income, in addition to the amount referred to in item 3 above, accumulated or set apart for specified purposes under section 11(2) (₹)	0
6.	Whether the amount of income mentioned in item 5 above has been invested or deposited in the manner laid down in section 11(2)(b)? If so, the details thereof.	No
7.	Whether any part of the income in respect of which an option was exercised under clause (2) of the Explanation to section 11(1) in any earlier year is deemed to be income of the previous year under section 11(1B)? If so, the details thereof (₹)	No
8.	Whether, during the previous year, any part of income accumulated or set apart for specified purposes under section 11(2) in any earlier year-	
(a)	has been applied for purposes other than charitable or religious purposes or has ceased to be accumulated or set apart for application thereto, or	No
(b)	has ceased to remain invested in any security referred to in section 11(2)(b)(i) or deposited in any account referred to in section 11(2)(b)(ii) or section 11(2)(b)(iii), or	No
(c)	has not been utilised for purposes for which it was accumulated or set apart during the period for which	No

it was to be accumulated or set apart, or in the year immediately following the expiry thereof? If so, the details thereof

II. APPLICATION OR USE OF INCOME OR PROPERTY FOR THE BENEFIT OF PERSONS REFERRED TO IN SECTION 13(3)

1.	Whether any part of the income or property of the trust was lent, or continues to be lent, in the previous year to any person referred to in section 13(3) (hereinafter referred to in this Annexure as such person)? If so, give details of the amount, rate of interest charged and the nature of security, if any.	No
2.	Whether any part of the income or property of the trust was made, or continued to be made, available for the use of any such person during the previous year? If so, give details of the property and the amount of rent or compensation charged, if any.	No
3.	Whether any payment was made to any such person during the previous year by way of salary, allowance or otherwise? If so, give details	No
4.	Whether the services of the trust were made available to any such person during the previous year? If so, give details thereof together with remuneration or compensation received, if any	No
5.	Whether any share, security or other property was purchased by or on behalf of the trust during the previous year from any such person? If so, give details thereof together with the consideration paid	No
6.	Whether any share, security or other property was sold by or on behalf of the trust during the previous year to any such person? If so, give details thereof together with the consideration received	No
7.	Whether any income or property of the trust was diverted during the previous year in favour of any such person? If so, give details thereof together with the amount of income or value of property so diverted	No
8.	Whether the income or property of the trust was used or applied during the previous year for the benefit of any such person in any other manner? If so, give details	No

III. INVESTMENTS HELD AT ANY TIME DURING THE PREVIOUS YEAR(S) IN CONCERNS IN WHICH PERSONS REFERRED TO IN SECTION 13(3) HAVE A SUBSTANTIAL INTEREST

S. No.	Name and address of the concern	Where the concern is a company, number and class of shares held	Nominal value of the investment (₹)	Income from the investment (₹)	Whether the amount in col. 4 exceeded 5 percent of the capital of the concern during the previous year-say, Yes/No
Total					

Place
Date

GUNTUR
12/10/2016

Name
Membership Number
FRN (Firm Registration Number)
Address

M. S. Rao
B. Srinivasa Rao
208788
002798S
D. No. 5-87-129, Main Road, Lakshmiipuram, GUNTUR




Form Filing Details

Revision/Original	Original
-------------------	----------

VIGNAN'S FOUNDATION FOR SCIENCE, TECHNOLOGY AND RESEARCH
VADLAMUDI
BALANCE SHEET AS AT 31.03.2016

PARTICULARS	Schedule	₹ As at 31.03.2016	₹ As at 31-03-2015
SOURCES OF FUNDS:			
UNRESTRICTED FUNDS			
Corpus Fund	1	50,101,116	50,101,116
General Fund	2	421,599,260	383,568,078
Designated/Earmarked Funds		-	-
RESTRICTED FUNDS			
	3	8,558,976	7,317,194
LOANS/BORROWINGS			
Secured Loans	4	387,355,853	134,644,672
Un-Secured Loans		-	-
CURRENT LIABILITIES AND PROVISIONS			
	5	45,667,144	59,080,225
TOTAL		913,282,349	634,711,286
APPLICATION OF FUNDS:			
FIXED ASSETS			
	6		
Tangible Assets		510,736,742	438,037,269
Intangible Assets		2,549,552	739,403
Capital Work-in-Progress		27,902,043	5,798,966
INVESTMENTS			
Long Term		-	-
Short Term		-	-
CURRENT ASSETS			
	7	293,409,525	127,785,749
LOANS, ADVANCES AND DEPOSITS			
	8	78,684,488	62,349,900
TOTAL		913,282,349	634,711,286

for Vignan's Foundation For Science,
 Technology and Research


 Managing Trustee

Place: Vadlamudi
 Date: 12.10.2016

As per our report even date annexed
 for M/s Punnaiah & Co
 Chartered Accountants


 Partner



VIGNAN'S FOUNDATION FOR SCIENCE, TECHNOLOGY AND RESEARCH

VADLAMUDI

INCOME AND EXPENDITURE ACCOUNT FOR THE YEAR ENDED 31.03.2016

Particulars	Schedule	Current Year					Previous Year
		Unrestricted Funds			Restricted Funds	Total	Total
		Corpus Fund	Designated Fund	General Fund			
INCOME							
Academic Receipts	9	-	-	534,541,409	-	534,541,409	486,679,422
Grants & Donations	10	-	-	-	-	-	-
Income from Investments		-	-	-	-	-	-
Other Incomes	11	-	-	9,207,449	-	9,207,449	9,698,848
TOTAL (A)		-	-	543,748,858	-	543,748,858	496,378,270
EXPENDITURE							
Staff Payments & Benefits	12	-	-	218,297,091	-	218,297,091	225,552,647
Academic Expenses	13	-	-	64,349,505	-	64,349,505	46,819,054
Administrative & General Expenses	14	-	-	125,297,921	-	125,297,921	113,774,799
Transportation Expenses	15	-	-	2,432,671	-	2,432,671	2,026,187
Repairs & Maintenance	16	-	-	9,954,021	-	9,954,021	6,846,259
Finance Costs	17	-	-	25,345,150	-	25,345,150	11,715,773
Depreciation	18	-	-	60,041,317	-	60,041,317	53,021,425
TOTAL (B)		-	-	505,717,676	-	505,717,676	459,756,144
Balance being Excess of Income over Expenditure (A-B)		-	-	38,031,181	-	38,031,181	36,622,126
Transfer to/from Designated Fund							
Building Fund		-	-	-	-	-	-
Corpus Fund		-	-	-	-	-	-
Balance Being Surplus/(Deficit) Carried to General Fund		-	-	38,031,181	-	38,031,181	36,622,126
Notes on Accounts	-						

for Vignan's Foundation For Science,
Technology and Research


Managing Trustee

Place: Vadlamudi
Date: 12.10.2016

As per our report even date annexed
for M/s Punnaiah & Co
Chartered Accountants


Partner



VIGNAN'S FOUNDATION FOR SCIENCE, TECHNOLOGY AND RESEARCH: VADLAMUDI.

SCHEDULES FORMING PART OF BALANCE SHEET AS AT 31.03.2016

SCHEDULE -1 CORPUS FUND

Particulars	As at 31-03-'16	As at 31-03-'15
Balance as at the beginning of the year	501,01,116	501,01,116
Add: Contributions/yearmarked towards Corpus	-	-
Deduct: Asset written off during the year created out of Corpus	-	-
BALANCE AT THE YEAR-END	501,01,116	501,01,116

SCHEDULE -2 GENERAL FUND

Particulars	As at 31-03-'16	As at 31-03-'15
Balance as at the beginning of the year	3835,68,078	3469,45,953
Add: Contributions towards General Fund	-	-
Add: Balance of Net Surplus/(Deficit) transferred from the Income and Expenditure Account	380,31,181	366,22,126
BALANCE AT THE YEAR-END	4215,99,260	3835,68,078



VIGNAN'S FOUNDATION FOR SCIENCE, TECHNOLOGY AND RESEARCH: VADLAMUDI.
SCHEDULES FORMING PART OF BALANCE SHEET AS AT 31.03.2016

SCHEDULE 3 - RESTRICTED FUNDS

Particulars	FUND WISE BREAK UP				TOTAL	
	FUND AA	FUND BB	FUND CC	FUND DD	As at 31-03-'16	As at 31-03-'15
a) Opening balance of the funds	73,17,194	-	-	-	73,17,194	68,48,682
b) Additions to the Funds:						
i. Grants from Government Agencies (Net)	125,98,690	-	-	-	125,98,690	73,05,257
ii. Income from Investments made on account of Funds	-	-	-	-	-	-
iii. Accrued interest on Investments on account of Funds	-	-	-	-	-	-
iv. Other additions (Transfer of unrealised DST Project Expenses)	1,28,353	-	-	-	1,28,353	-
TOTAL (a+b)	200,44,237	-	-	-	200,44,237	141,53,939
c) Utilisation/Expenditure towards objectives of funds						
i. Capital Expenditure						
Equipment	60,89,715	-	-	-	60,89,715	29,94,517
Others	-	-	-	-	-	1,86,807
Total	60,89,715	-	-	-	60,89,715	31,81,324
ii. Revenue Expenditure						
Salaries, Wages and Allowances, etc.,	20,19,513	-	-	-	20,19,513	11,75,103
Rent	-	-	-	-	-	-
Other Administrative Expenses	33,76,033	-	-	-	33,76,033	24,80,318
Total	53,95,546	-	-	-	53,95,546	36,55,421
TOTAL (c)	114,85,261	-	-	-	114,85,261	68,36,745
NET BALANCE AS AT THE YEAR-END (a+b-c)	85,58,976	-	-	-	85,58,976	73,17,194



VIGNAN'S FOUNDATION FOR SCIENCE, TECHNOLOGY AND RESEARCH: VADLAMUDI.
SCHEDULES FORMING PART OF BALANCE SHEET AS AT 31.03.2016

SCHEDULE 4 - LOANS/BORROWINGS

SECURED LOANS

Particulars	As at 31-03-'16	As at 31-03-'15
1. Central Government	-	-
2. State Government (Specify)	-	-
3. Financial Institutions		
a) Term Loans	-	-
b) Interest accrued and due	-	-
4. Banks:		
a) Term Loans	-	-
UCO Bank Car Loan - 21890610018019	3,83,691	4,42,399
UCO Bank Car Loan - 21890610019986	4,48,878	5,45,704
HDFC Bank Car Loan - 27091598	19,49,676	24,92,535
PNB Term Loan,Gnt TL A/c No.019500IF00000028	2999,39,739	-
-Interest accrued and due	17,10,763	-
b) Other Loans		-
UCO Bank Loan against FDR 0496	-	-
UCO Bank Loan against FDR 6665	-	-
UCO Bank Loan against FDR 02230210002834	-	811,48,281
Dhanlaxmi Bank OD A/c No.331	-	500,15,753
Dhanlaxmi Bank OD A/c No.309	823,76,554	-
-Interest accrued and due	5,46,552	-
5. Other Institutions and Agencies	-	-
6. Debentures and Bonds	-	-
7. Others (Specify)	-	-
Total	3873,55,853	1346,44,672
Note: Amounts due within one year		

UNSECURED LOANS

Particulars	As at 31-03-'16	As at 31-03-'15
1. Central Government	-	-
2. State Government (Specify)	-	-
3. Financial Institutions	-	-
4. Banks:		
a) Term Loans	-	-
b) Other Loans (specify)	-	-
5. Other Institutions and Agencies		
6. Debentures and Bonds	-	-
7. Fixed Deposits	-	-
Total	-	-
Note: Amounts due within one year		



VIGNAN'S FOUNDATION FOR SCIENCE, TECHNOLOGY AND RESEARCH: VADLAMUDI.

SCHEDULES FORMING PART OF BALANCE SHEET AS AT 31.03.2016

SCHEDULE 5 - CURRENT LIABILITIES & PROVISIONS

Particulars	As at 31-03-'16	As at 31-03-'15
A. CURRENT LIABILITIES		
1. Deposits from Staff	4,55,003	7,37,660
2. Deposits from Students	-	-
3. Sundry Creditors	-	-
a) For Goods & Services	263,09,258	279,56,730
b) others	-	-
c) Receipts from other units	-	-
3. Advance Fee Collections	11,92,435	11,24,644
4. Interest accrued but not due on:		
a) Secured Loans/Borrowings	-	-
b) Un-Secured Loans/Borrowings	-	-
5. Statutory Liabilities (GPF,TDS,WC TAX,CPF,GIS,NPS):		
a) Overdue	-	-
b) TDS Payable	21,73,344	17,52,771
c) Professional Tax Due	74,250	80,450
d) Provident Fund Payable	4,60,453	4,94,893
6. Other Current Liabilities	-	-
a) Salaries	5,25,145	180,87,916
b) Receipts against Sponsored Projects	-	-
c) Receipts against Sponsored Fellowships & Scholarships	-	-
d) Unutilised Grants	-	-
e) Grants in Advance	-	-
f) Miscellaneous Funds	40,99,957	37,58,500
g) Other Liabilities	102,06,140	49,18,214
h) Scholarships	-	-
TOTAL (A)	454,95,985	589,11,778
B. PROVISIONS		
1. For Taxation	-	-
2. Gratuity	-	-
3. Superannuation/Pension	-	-
4. Accumulated Leave Encashment	-	-
5. LIC Premium Payable	1,71,159	1,68,447
6. Trade Warranties/Claims	-	-
7. Others (Specify)	-	-
TOTAL (B)	1,71,159	1,68,447
TOTAL (A+B)	456,67,144	590,80,225



VIGNAN'S FOUNDATION FOR SCIENCE, TECHNOLOGY AND RESEARCH: VADLAMUDI.
SCHEDULES FORMING PART OF BALANCE SHEET AS AT 31.03.2016

SCHEDULE 6 - FIXED ASSETS

Particulars	Depreciation Rate	GROSS BLOCK				DEPRECIATION					NET BLOCK	
		Cost/valuation As at beginning of the Year	Additions during the Year	Deductions during the Year	Cost/valuation at the Year-end	As at the beginning of the Year	On Openings During the Year	On Additions During the Year	On Deductions during the Year	Total up to the Year-end	As at the Current Year-end	As at the Previous Year-end
I. Land:												
a) Freehold	0	12,210,585	19,853,123	0	32,063,708	0	0	0	0	0	32,063,708	12,210,585
b) Leasehold		0	0	0	0	0	0	0	0	0	0	0
II. Buildings:			0				0					
a) On Freehold Land		0	0	0	0	0	0	0	0	0	0	0
b) On Leasehold Land	10	402,161,672	61,070,890	0	463,232,562	77,664,313	32,449,736	3,053,545	0	113,167,594	350,064,968	324,497,359
c) Ownership Flats/Premises		0	0	0	0	0	0	0	0	0	0	0
d) Superstructures on Land not belonging to Educational Institutions		0	0	0	0	0	0	0	0	0	0	0
III. Plants, machinery & equipment	15	27,616,164	15,410,858	0	43,027,022	5,754,222	3,279,291	1,221,814	0	10,255,327	32,771,695	21,861,942
IV. Furniture & fixtures	10	38,414,009	11,985,722	0	50,399,731	7,574,949	3,083,906	703,093	0	11,361,948	39,037,783	30,839,060
V. Office Equipment	15	1,665,304	62,180	0	1,727,484	576,372	163,340	4,664	0	744,376	983,108	1,088,932
VI. Computer/peripherals	60	21,446,932	5,398,726	0	26,845,658	17,755,413	2,214,911	1,730,798	0	21,701,122	5,144,536	3,691,519
VII. Electric Installations	15	9,878,127	4,242,799	0	14,120,926	2,260,514	1,142,642	545,786	0	3,948,942	10,171,984	7,617,613
VIII. Library books	60	9,988,053	3,391,638	0	13,379,691	7,337,677	1,590,225	1,030,563	0	9,958,466	3,421,225	2,650,376
IX. Tube wells & water supply		0	0	0	0	0	0	0	0	0	0	0
XI. Lab Equipment	15	21,356,504	3,776,553	0	25,133,057	4,847,962	2,476,281	384,955	0	7,709,198	17,423,859	16,508,542
XII. Sports Equipment	15	1,343,411	134,432	0	1,477,843	313,976	154,415	18,365	0	486,757	991,086	1,029,435
XIV. Vehicles	15	6,018,279	1,348,476	0	7,366,755	1,253,082	714,779	101,136	0	2,068,998	5,297,757	4,765,197
XVII. University equipment	15	4,113,794	2,552,467	0	6,666,261	823,496	493,545	270,803	0	1,587,844	5,078,417	3,290,298
XVIII. Research & Development Equipment												
a) Computer Equipment	60	5,827,854	800,000	0	6,627,854	4,098,089	1,037,859	240,000	0	5,375,948	1,251,906	1,729,765
b) Computer Software	25	3,325,568	0	0	3,325,568	1,226,815	524,688	0	0	1,251,503	1,574,065	2,098,753
c) Lab Equipment	15	5,273,452	2,216,675	0	7,490,127	1,568,451	555,750	172,657	0	2,296,858	5,193,269	3,705,001
d) Library Books	60	1,196,022	0	0	1,196,022	922,636	164,032	0	0	1,084,667	109,355	273,386
e) Solar Vehicle	15	78,932	6,400	0	85,332	5,920	10,952	960	0	17,832	67,500	73,012
f) Vignan Viranchi Electric vehicle	15	115,130	0	0	115,130	8,635	15,974	0	0	24,609	90,521	106,495
XIV. Computer Software	25	1,255,847	2,300,000	0	3,555,847	516,445	184,851	305,000	0	1,006,295	2,549,552	739,403
A. Total of CURRENT YEAR		573,285,639	134,550,939	0	707,836,578	134,508,967	50,257,178	9,784,139	0	194,550,284	513,286,294	438,776,672
PREVIOUS YEAR WIP		5,798,966	5,798,966	5,798,966	5,798,966	0	0	0	0	0	5,798,966	4,862,768
XII. Capital Work-in-Progress		0	83,173,967	0	83,173,967	0	0	0	0	0	83,173,967	75,936,197
TRANSFER TO ASSETS		0	61,070,890	0	61,070,890	0	0	0	0	0	61,070,890	75,000,000
B. NET WORK-IN-PROGRESS		5,798,966	27,902,043	5,798,966	27,902,043	0	0	0	0	0	27,902,043	5,798,966
TOTAL (A+B)		579,084,605	162,452,982	5,798,966	735,738,621	134,508,967	50,257,178	9,784,139	0	194,550,284	541,188,336	444,575,637

SCHEDULE 7 - CURRENT ASSETS

Particulars	As at 31-03-'16	As at 31-03-'15
1. Stock:		
a) Stores and Spares	-	-
b) Loose Tools	-	-
c) Publications	-	-
d) Unifroms	-	-
2. Sundry Debtors (Fee Receivables):		
a) Outstanding for a period exceeding six months	-	-
b) Others	-	-
3. Cash Balances in hand (including cheques/ drafts and imprest)	2,69,639	98,884
4. Bank Balances (to be further classified as pertaining to earmarked fund or otherwise)		
a) With Scheduled Banks:		
In Current Accounts	118,10,435	43,17,639
In Term Deposit Accounts	1290,17,610	1232,05,508
In Savings Accounts	1523,11,841	1,63,718
b) With Non-Scheduled Banks:		
In Current Accounts	-	-
In term deposit Accounts	-	-
In Savings Accounts	-	-
5. Post Office- Savings Accounts	-	-
TOTAL	2934,09,525	1277,85,749



SCHEDULE 8 - LOANS, ADVANCES & DEPOSITS

Particulars	As at 31-03-'16	As at 31-03-'15
1. Advances to Employees:		
(Non-interest bearing)		
a) Salary	1,27,909	2,33,097
b) Festival	-	-
c) LTC	-	-
d) Medical Advance	-	-
e) Other (Advances for Expenditure)	6,56,572	5,54,426
2. Long Term Advances to Employees:		
(Interest bearing)		
a) Vehicle loan	-	-
b) Home loan	-	-
c) Others (to be specified)	-	-
3. Advances and other amounts recoverable in cash or in kind or for value to be received:		
a) On Capital Account	177,24,000	-
b) to suppliers	119,08,740	134,83,703
c) Service providers	7,09,202	11,41,570
4. Prepaid Expenses		
a) Insurance	5,20,035	3,55,044
b) Internet	20,70,231	25,24,215
c) Others	40,92,870	37,80,332
5. Deposits		
a) Telephone	46,249	37,849
b) Lease Rent	3,82,025.00	489025
c) Electricity	16,32,750	4,80,000
d) MCI, if applicable	-	-
e) Security deposit	750	750
f) Gas deposit	6,800	6,800
g) AP Food Processing Society	50,000	50,000
6. Income Accrued		
a) On Inv. Earmarked/Endowment Funds	-	-
b) On Investments-Others	-	-
c) On Loans and Advances		
d) Fee receivable	349,82,531.00	364,06,243
(includes income due unrealized-Rs.....)		
7. Other receivable		
a) Debit balances in Sponsored Projects	-	-
b) Debit balances in Fellowship & Scholarship	-	-
c) Grants Recoverable	-	-
d) TDS Receivables	33,88,498	24,46,520
e) TCS Receivables	3,60,326	3,60,326
f) Others	25,000	-
8. Claims Receivable	-	-
TOTAL	786,84,488	623,49,900



SCHEDULE 9 - ACADEMIC RECEIPTS

Particulars	Current Year	Previous Year
FEE FROM STUDENTS		
Academic		
1. Tuition Fee	4502,99,707	4282,83,987
2. Admission Fee	194,70,000	146,21,400
3. Campus Recruitment Training Fee	-	-
Total (A)	4697,69,707	4429,05,387
Examinations		
1. Admission-test Fee	112,92,960	56,03,135
2. Annual Examination Fee	302,32,740	235,30,620
3. Mark Sheet, Certificate Fee	26,82,000	3,63,000
Total (B)	442,07,700	294,96,755
Other fees		
1. Identity Card Fee	4,92,634	2,22,160
2. Fine/Miscellaneous Fee	57,84,248	61,43,620
3. Medical Fee	-	-
4. Transportation Fee	-	-
5. Other Receipts		
i) Non Govt Research Grants	42,45,120	25,68,500
ii) Consultancy Receipts	25,64,000	15,85,000
iii) Receipts from non govt bodies for infrastructure	65,00,000	35,00,000
iv) Receipts from Alumni Contribution	9,78,000	2,58,000
Total (C)	205,64,002	142,77,280
Sale of Publications		
1. Sale of Syllabus and Question Paper, etc.	-	-
2. Sale of Prospectus including Admission Forms	-	-
Total (D)	-	-
GRAND TOTAL (A+B+C+D)	5345,41,409	4866,79,422



VIGNAN'S FOUNDATION FOR SCIENCE, TECHNOLOGY AND RESEARCH
VADLAMUDI

SCHEDULE 10 - GRANTS & DONATIONS (Irrevocable Grants & Subsidies Received)

Particulars	Current Year	Previous Year
1) Central Government	-	-
2) State Government(s)	-	-
3) Government Agencies	-	-
4) Institutions/Welfare Bodies	-	-
5) International Organisations	-	-
6) Others (Specify)	-	-
TOTAL	-	-

SCHEDULE 11 - OTHER INCOME

Particulars	Current Year	Previous Year
A. Income from Land & Building		
1. Hostel Room Rent	-	-
2. License Fee	-	-
3. Hire Charges of Auditorium/Play Ground/ Convention Centre, etc.,	-	-
4. Electricity & Water Charges	-	-
Total	-	-
B. Sale of Institute's publications	-	-
C. Income from holding events		
1. Gross Receipts from Annual Function/Sports Carnival	-	-
Less: Direct Exp. on the Annual Function/Sports Carnival	-	-
2. Gross Receipts from Fetes	-	-
Less: Direct Expenditure incurred on the Fetes	-	-
3. Gross Receipts for Educational Tours	-	-
Less: Direct Expenditure incurred on the Tours	-	-
4. Others (to be specified and separately disclosed)	-	-
Total	-	-
D. Interest on Term Deposits:		
a) With Scheduled Banks (FDRs)	91,42,383	96,27,060
b) With Non-Scheduled Banks	-	-
c) With Institutions	-	-
d) Others	-	-
Total	91,42,383	96,27,060
E. Interest on Savings Accounts:		
a) With Scheduled Banks	58,330	-
b) With Non-Scheduled Banks	6,736	6,388
c) With Institutions	-	-
d) Others	-	-
Total	65,066	6,388
F. Interest On Loans:		



Particulars	Current Year	Previous Year
a) Employees/Staff	-	-
b) Others	-	-
Total	-	-
G. Interest on Debtors and Other Receivables	-	65,400
H. Others		
1. RTI Fee	-	-
2. Income from Royalty	-	-
3. Sale of Application Forms (Recruitment)	-	-
4. Application Fee	-	-
5. Profit on Sale/Disposal of Assets:	-	-
a) Owned Assets		
b) Assets acquired out of Grants/received Free of Cost	-	-
6. Others	-	-
7. Prior Period Adjustments	-	-
Total	-	-
GRAND TOTAL (A+B+C+D+E+F+G+H)	92,07,449	96,98,848



VIGNAN'S FOUNDATION FOR SCIENCE, TECHNOLOGY AND RESEARCH
VADLAMUDI

SCHEDULE 12 - STAFF PAYMENTS & BENEFITS

Particulars	Current Year	Previous Year
a) Salaries and Wages		
Teaching Staff		
Non-Teaching Staff	1546,56,728	1697,40,750
b) Incentives	429,61,450	404,57,809
c) Contribution to Provident Fund	29,49,340	9,54,533
d) Staff Welfare Expenses	62,88,211	51,86,036
e) Honorarium	50,46,516	38,74,985
f) Faculty Development	8,27,098	8,80,186
g) Staff Recruitment expenses	49,17,150	38,95,656
	6,50,598	5,62,692
TOTAL	2182,97,091	2255,52,647

SCHEDULE 13 - ACADEMIC EXPENSES

Particulars	Current Year	Previous Year
a) Laboratory Expenses	9,93,958	7,05,229
b) Field Work/Participation	4,56,920	5,59,398
c) Seminar/Workshop	8,36,111	7,56,892
d) Payment to Visiting Faculty	13,86,500	3,77,199
e) Seed Money	10,00,000	5,00,000
f) Examination Expenses	107,22,603	89,94,538
g) Student Welfare Expenses	30,44,936	10,80,212
h) Admission Expenses	210,27,725	205,80,559
i) Convocation Expenses	28,96,721	10,07,056
j) Publications	2,17,960	1,95,012
k) Stipend/Means-cum-Merit Scholarship	39,56,500	44,31,750
l) Training & Placement Expenses	178,09,571	76,31,209
TOTAL	643,49,505	468,19,054



VIGNAN'S FOUNDATION FOR SCIENCE, TECHNOLOGY AND RESEARCH
VADLAMUDI

SCHEDULE 14 - ADMINISTRATIVE AND GENERAL EXPENSES

Particulars	Current Year	Previous Year
a) Electricity and Power	183,36,814	137,80,396
b) Rates, Taxes and Licences	23,69,919	24,28,315
c) Postage & Telegram	5,17,087	3,89,946
d) Telephone and Internet Charges	17,27,670	12,80,697
e) Printing and Stationary	46,21,346	19,32,220
f) Traveling and Conveyance Expenses	28,40,829	20,08,407
g) Expenses on Seminar/Workshops	1,37,019	6,58,695
h) Rent	36,23,866	31,07,523
i) Auditors Remuneration	4,11,825	3,82,248
j) Advertisement and Publicity	310,16,171	275,69,204
k) Magazines & Journals	9,12,470	77,827
l) Miscellaneous Expenses	1,88,490	1,42,103
m) Functions & Celebrations	50,62,252	70,58,612
n) Research & Development	393,23,635	400,33,745
o) Expenditure on e- Journals	41,74,886	36,21,972
p) Security Charges	81,65,219	66,71,930
q) Meeting Expenses	10,54,729	6,86,226
r) Social Commitment Expenses	5,04,361	4,65,488
s) Prior period adjustments	3,09,333	14,79,245
TOTAL	1252,97,921	1137,74,799

SCHEDULE 15 - TRANSPORTATION EXPENSES

Particulars	Current Year	Previous Year
1. Vehicles (Owned by Educational Institution)		
a) Running Expenses	6,92,291	4,02,955
b) Repairs & Maintenance	1,26,670	1,45,835
c) Insurance Expenses	72,769	25,929
2. Vehicles (Not-owned by Educational Institution)		
a) Running, Repairs & Maintenance Expenses	15,40,941	14,51,468
TOTAL	24,32,671	20,26,187



VIGNAN'S FOUNDATION FOR SCIENCE, TECHNOLOGY AND RESEARCH
VADLAMUDI

SCHEDULE 16 - REPAIRS & MAINTENANCE

Particulars	Current Year	Previous Year
a) Building	6,07,520	10,92,940
b) Fixtures	5,36,706	60,794
c) Plant & Machinery	3,22,939	1,58,321
d) Office/Sports Equipments	8,60,362	8,68,241
e) Computer Maintenance (including Softwares)	7,27,128	4,67,247
f) University Maintenance	58,98,627	37,00,764
g) Electrical Maintenance	10,00,739	4,97,952
TOTAL	99,54,021	68,46,259

SCHEDULE 17 - FINANCE COSTS

Particulars	Current Year	Previous Year
a) Interest on Car loan	3,27,797	3,73,349
b) Interest on SOD Loan	16,08,541	35,40,869
c) Interest on term loan	99,52,274	-
d) Interest on Deposit Loans	58,56,733	64,98,073
e) Bank charges	75,99,805	13,03,482
TOTAL	253,45,150	117,15,773

SCHEDULE 18 - DEPRECIATION

Particulars	Current Year	Previous Year
Depreciation	600,41,317	530,21,425
TOTAL	600,41,317	530,21,425

